

TM 5-4310-275-25P

DEPARTMENT OF THE ARMY TECHNICAL MANUAL

ORGANIZATIONAL, DIRECT AND GENERAL SUPPORT
AND DEPOT MAINTENANCE REPAIR PARTS
AND SPECIAL TOOLS LIST

COMPRESSOR, RECIPROCATING, G.E.D., WHEEL MTD,
PNEUMATIC TIRES, W/TOWBAR,
LUNETTE EYE, 4 CFM, 3000 PSI
(STEWART-WARNER MODEL 43040-301-01)

FSN 4310-878-7969



HEADQUARTERS, DEPARTMENT OF THE ARMY

JUNE 1970

CHANGE }
N O . 3 }

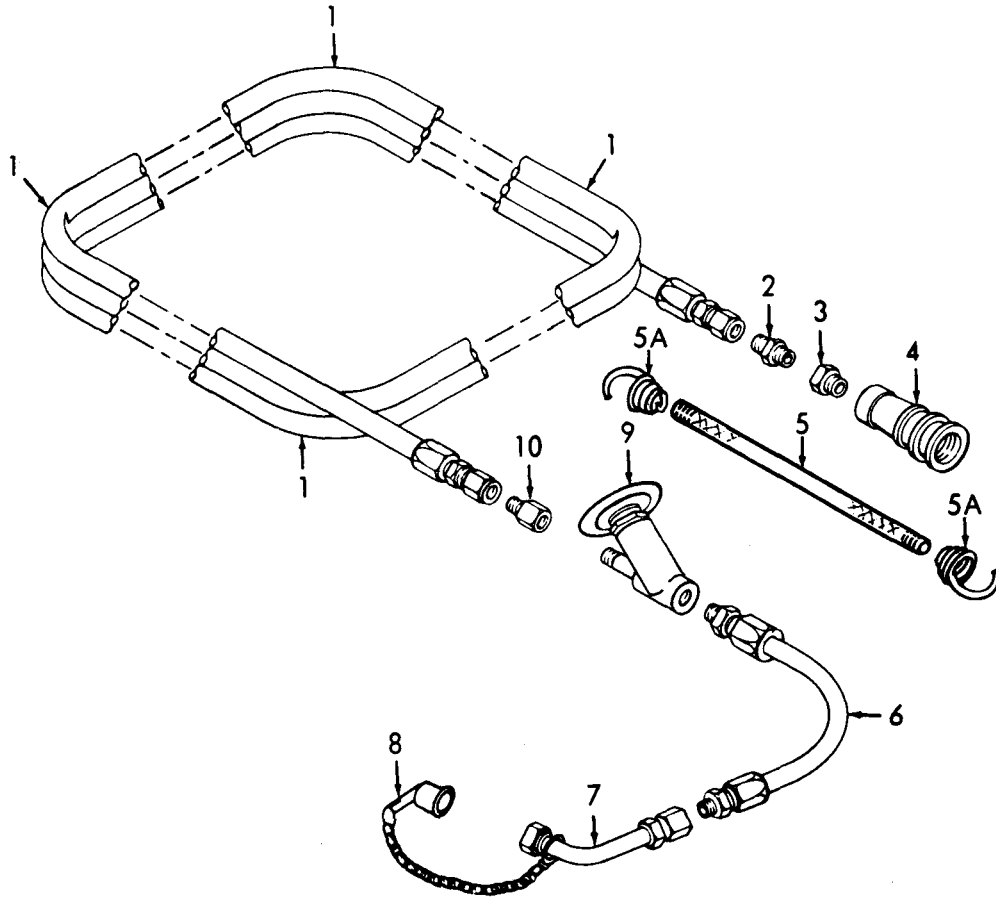
HEADQUARTERS
DEPARTMENT OF THE ARMY
WASHINGTON, D. C. , 14 July 1987

Organizational, Direct and General Support, and
Depot Maintenance Repair Parts and Special Tools List

COMPRESSOR, RECI PROCATING, G. E. D. WHEEL MTD,
PNEUMATIC TIRES, W/TOWBAR, LUNETTE EYE,
4 CFM, 3000 PSI (STEWART-WARNER MODEL
43040-301-01) FSN 4310-878-7969

TM 5-4310-275-25P, 19 June 1970, is changed as follows:

- ✓ Page 27, Figure No. 8, Item No. 5, change SMR code "X20" to "PB", add Federal Stock Number; 7360-093-2302", Description, "Retainer, Hose: Service Hose" to "Cord, Elastic, Nylon; Reference No. "130D3582" to "5-13-2566P11", Mfr Code "(78385)" to "(81337)".
- ✓ Page 27, Figure No. 8, add Item No. 5A to read, SMR code "PB", Federal Stock Number "4030-049-0750", Description, "Hook, Chain, S, "Reference No. "NO-11" Mfr Code "(01976)", Unit of Measure "EA", Qty **Inc In Unit** "2".
- ✓ Page 27, Figure 8, Item 6, Delete NSN "4310-115-2472".
- ✓ Page 27, Figure 8, Item 7, change SMR code "PO" to "XB" Federal Stock Number "4730-536-3486" to "4730-142-5207".
- ✓ Page 56, Fig 8, is superseded as follows.
- ✓ Page 72, after Stock Number "3895-915-2263", Figure No. "14" Item No. "4" add Stock Number "4030-049-0750", Figure No. "8" and Item-No. "5A".
- ✓ Page 72, after Stock Number "4730-136-1979", Figure No. "4", Item No. "23" add Stock Number "4730-142-5207", Figure No. "8" and Item No. "7".
- ✓ Page 73, after Stock Number "6685-802-8809", Figure No. "3", Item No. "1" add Stock Number "7360-01-093-2302", Figure No. "8" and Item No. "5".
- ✓ Page 75, after Reference No. "MS635-2", " Mfg Code "96906", Fig No. "3", Item No. "18", add Reference No. "NO-11", Mfg Code "01976", Fig No. "8" and Item No. "5A".
- ✓ Page 75, change Reference No. "300752-1" to "300573-1".
- ✓ Page 76, after Reference No. "5100-935MD", Mfg. Code "79136", Fig No. "22", Item No. "4" add Reference No. "5-13-2566P11", Mfg Code "81337", Fig No. "8" and Item No. "6".



ME 4310-275-25P/8

Figure 8. Air Discharge Hose

By Order of the Secretary of the Army:

CARL E. VUONO
General, United States Army
Chief of Staff

Official:

R. L. DILWORTH
Brigadier General, United States Army
The Adjutant General

DISTRIBUTION:

To be distributed in accordance with DA Form 12-25A, Unit, Direct Support and General Support Maintenance requirements for Compressor, Reciprocating, 2 Wheel Mounted, 4 CFM, 3000 PSI (43040-301-01)

CHANGE }
NO. 2 }

HEADQUARTERS
DEPARTMENT OF THE ARMY
WASHINGTON, D.C., 29 October 1986

Organizational, Direct and General Support, and
Depot Maintenance Repair Parts and Special Tools List

COMPRESSOR, RECIPROCATING, G.E.D., WHEEL MTD,
PNEUMATIC TIRES, W/TOWBAR, LUNETTE EYE,
4 CFM, 3000 PSI (STEWART-WARNER MODEL
43040-301-01) FSN 4310-878-7969

TM 5-4310-275-25P, 19 June 1970, is changed as follows:

Page 17, Figure No. 1, Item No. 7, change SMR code "PFT" to "PAFHH", Federal Stock Number "2805-072-4871" to "2805-01-169-1100", and Reference No. "2A016-3" to "2A016-4".

By Order of the Secretary of the Army:

Official:

R. L. DILWORTH
Brigadier General, United States Army
The Adjutant General

JOHN A. WICKHAM, JR.
General, United States Army
Chief of Staff

DISTRIBUTION:

To be distributed in accordance with DA Form 12-25A, Organizational, Direct and General Support Maintenance requirements for Compressor, Reciprocating, 2 Wheel Mounted, 4 CFM, 3000 PSI (43040-301-01) (TM 5-4310-275 Series).

CHANGE }
No. 1 }

HEADQUARTERS
DEPARTMENT OF THE ARMY
WASHINGTON, D. C., 27 November 1972

**Organizational, Direct and General Support
and Depot Maintenance Repair Parts
and Special Tools List**

**COMPRESSOR, RECIPROCATING, G.E.D., WHEEL MTD
PNEUMATIC TIRES, W/TOWBAR
LUNETTE EYE, 4 CFM, 3000 PSI
(STEWART-WARNER MODEL 43040-301-01)
FSN 4310-878-7969**

Current as of 1 November 1972

TM 5-4310-275-25P, 19 June 1970, is changed as follows:

Page 5. Section III is changed as follows:

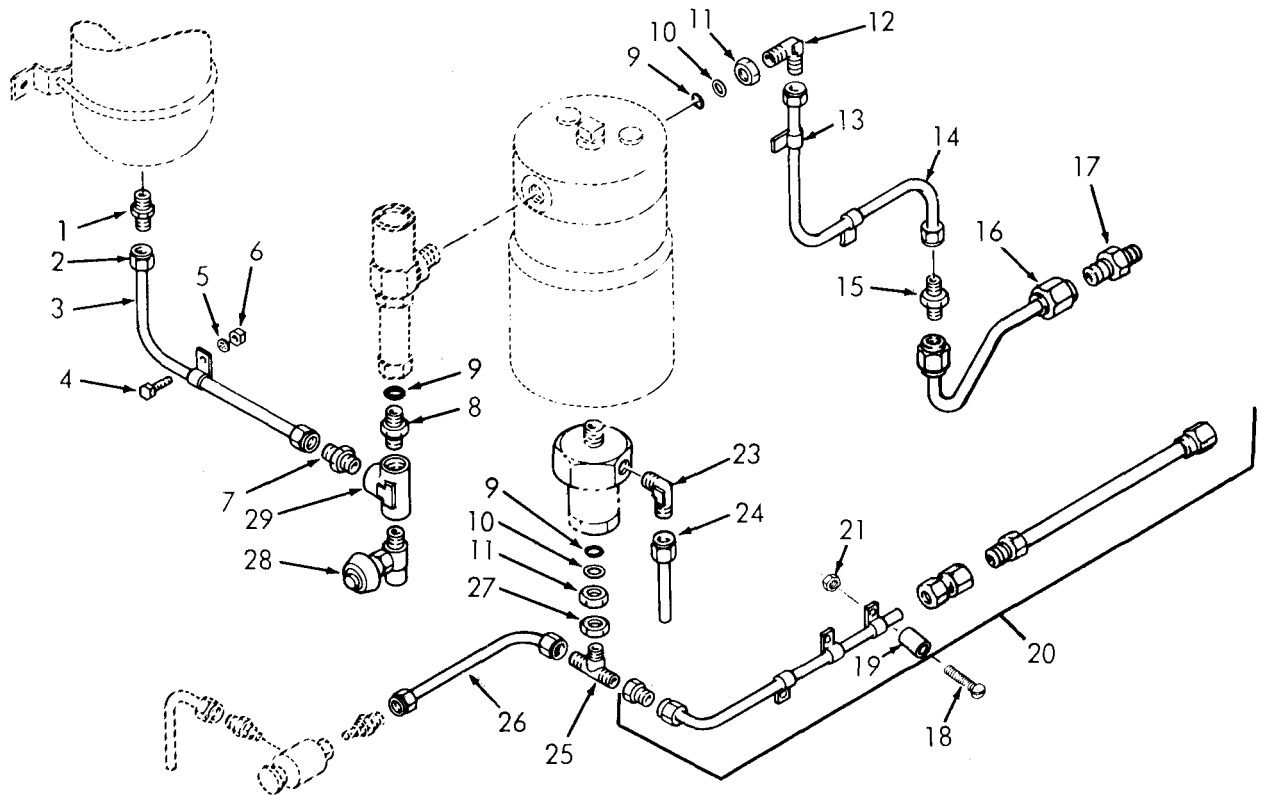
Page	Line	Action	1			2	3	4	5	6				7					
			Source Maintenance and Recoverability Code							Federal Stock Number	Description	Unit of Issue	Quantity Incorporated in Unit	15 Day Organizational Maint. Allowance				Figure No.	Item or Symbol No.
			Source	Maintenance	Recoverability									5-1	6-20	8-12	100-19		
5	3	Add FSN in Col 2.				6685-081-6334	GAGE***												
	6	Add FSN to Col 2.				5330-186-4947	PACKING***												
11	15	Add FSN to Col 2.				1040-921-5301	BREATHER***												
	19	Add FSN to Col 2.				4730-426-1031	PLUG***												
12	10	Add FSN to Col 2.				5330-186-4947	PACKING***												
15	2	Add FSN to Col 2.				5330-186-4947	PACKING***												

Page 21. Section V is changed as follows:

Page	Line	Action	(1) SMR Code Index No.	(2) Federal stock number	(3) Description Reference No. & Mfr. code Usable on code		(4) Unit of issue	(5) Qty line in unit	(6) 30-Day GS maint allowance			(7) 30-Day GS maint allowance			(8) 1-Yr aiw per 100 equip cntgcy	(9) Depot maint aiw per 100 equip	(10) Illus- tration	
									(a) 1- 20	(b) 21- 50	(c) 51- 100	(a) 1- 20	(b) 21- 50	(c) 51- 100			(a) Fig no.	(b) Item no.
21	2	Add FSN to Col 2.		6685-081-6334	GAGE***													
	5	Add FSN to Col 2.		5330-186-4947	PACKING***													
28	9	Add FSN to Col 2.		4310-983-3071	GUARD***													
	13	Add FSN to Col 2.		4730-118-1347	TEE***													
31	4	Add FSN to Col 2.		1040-921-5301	BREATHER***													
	12	Add FSN to Col 2.		4310-470-6358	CAP***													
32	12	Add FSN to Col 2.		1040-921-5294	CYLINDER***													
34	6	Add FSN to Col 2.		3110-100-2394	BEARING***													
	8	Add FSN to Col 2.		3120-993-0093	WASHER***													
	10	Add FSN to Col 2.		1040-759-3895	PLATE***													
	14	Add FSN to Col 2.		4310-470-6357	CRANKCASE***													
34	15	Add FSN to Col 2.		4310-470-6356	ROD***													
	17	Add FSN to Col 2.		3110-465-9316	BEARING***													
36	2	Add FSN to Col 2.		4730-476-1031	PLUG***													
	4	Add FSN to Col 2.		5330-827-0326	PACKING***													
40	5	Chg Col 5 as shown.			GASKET***													
	6	Add FSN to Col 2.		5330-186-4947	PACKING***													
	11	Chg Col 5 as shown.			UNION***			1										
	12	Chg Cols 2, 3, 8, and 9 as shown.		Delete	TUBE ASSEMBLY*** AFTERCOOLER 4428-0350 (78385)									5	5			

Page	Line	Action	(1) SMR Code Index No.	(2) Federal stock number	(3) Description Reference No. & Mfr. code Usable on code	(4) Unit of issue	(5) Qty inc in unit	(6) 30-Day GS maint allowance			(7) 30-Day GS maint allowance			(8) 1-Yr alw per 100 equip entgcy	(9) Depot maint alw per 100 equip	(10) Illustration	
								(a) 1- 20	(b) 21- 50	(c) 51- 100	(a) 1- 20	(b) 21- 50	(c) 51- 100			(a) Fig no.	(b) Item no.
								41	1	Delete line item 1 and substitute following.	PO		TUBE ASSEMBLY: DUMP VALVE TO FIRST STAGE HOSE 4428-0351 (78385)			EA	1
			PO		HOSE ASSEMBLY: FIRST STAGE TO DUMP VALVE TUBE 628-0095 (78385)	EA	1						6	15			
			PO	4730-266-2425	CONNECTOR: TUBE TO HOSE ELBOW*** (DELETE)	EA	1						5	10			
	3	Delete all entries for line item 3.															
42	15	Add FSN to Col 2.		5330-186-4947	PACKING***												
43	21	Add FSN to Col 2.		5330-640-9613	PACKING***												
44	7	Add FSN to Col 2.		1450-600-4330	CAP***												
46	1	Chg Col 3 to read as shown.			PISTON AND INSERT ASSEMBLY 4419-0055 (78385)												
	4	Delete all entries for line item 4.			BALL*** (DELETE)												
	5	Chg P/N in Col 2 as shown.			BODY*** 437-0050												

Page 63. Figure 15 is superseded as follows:



ME 4310-275-25P/15 C1

Figure 15. Air lines and fittings, filter and dehydrator

Page 69, figure 21. Delete item 24.

Page 72, Section VII. Reflect all changes made in Sections III and V in their proper place.

By Order of the Secretary of the Army:

CREIGHTON W. ABRAMS
General, United States Army
Chief of Staff

Official:

VERNE L. BOWERS
Major General, United States Army,
The Adjutant General.

Distribution:

To be distributed in accordance with DA Form 12-25A, (qty rqr block No. 2) Organizational maintenance requirements for Air Compressors: Under 5 CFM.

ORGANIZATIONAL, DIRECT AND GENERAL SUPPORT, AND
 DEPOT MAINTENANCE REPAIR PARTS AND SPECIAL TOOLS LIST
 COMPRESSOR, RECIPROCATING, G. E. D., WHEEL MTD,
 PNEUMATIC TIRES, W/TOWBAR, LUNETTE EYE,
 4 CFM, 3000 PSI (STEWART-WARNER MODEL
 43040-301-01] FSN 4310-878-7969

Current as of 12 March 1970

	Paragraph	Page
SECTION I. INTRODUCTION		
Scope	1	iii
General	2	iii
Explanation of columns	3	iii
Special information	4	v
How to locate repair parts	5	v
Abbreviations	6	vi
Federal supply codes for manufacturers	7	vi
Recommendations for maintenance publication improvements	8	vi
II. PRESCRIBED LOAD ALLOWANCE		
III. REPAIR PARTS FOR ORGANIZATIONAL MAINTENANCE		
Group 01. Engine Assembly		2
02. Tanks, Lines, Fittings		2
03. Instrument Panel		4
04. Frame Assembly		6
05. Pintle and Towing Attachments		8
06. Body, Cab, Hood		9
07. Accessory Items		10
08. Data Plates		11
09. Air Compressor Assembly		11
10. Unloader System Components		12
SECTION IV. SPECIAL TOOLS, TEST AND SUPPORT EQUIPMENT FOR ORGANIZATIONAL MAINTENANCE (NOT APPLICABLE)		
V. REPAIR PARTS FOR DS, GS, AND DEPOT MAINTENANCE		
Group 01. Engine Assembly		17
02. Tanks, Lines, Fittings		18
03. Instrument Panel		20
04. Frame Assembly		22
05. Pintle and Towing Attachments		25
06. Body, Cab, Hood		26
07. Accessory Items		27
08. Data Plates		27
09. Air Compressor Assembly		28
10. Unloader System Components		39
11. Air Receiver		48
SECTION VI. SPECIAL TOOLS, TEST AND SUPPORT EQUIPMENT FOR DS, GS, AND DEPOT MAINTENANCE (NOT APPLICABLE)		
VII. FEDERAL STOCK NUMBER AND REFERENCE NUMBER INDEX		72

SECTION I

INTRODUCTION

1. Scope

This manual lists repair parts, special tools, test and support equipment required for the performance of organizational, direct support, general support, and depot maintenance of the compressor.

2. General

This repair parts and special tools list is divided into the following sections:

a. *Prescribed Load Allowance (PLA)—Section II.* A composite listing of repair parts, special tools, test and support equipment having quantitative allowances for initial stockage at the organizational level.

b. *Repair Parts—Section III.* A list of repair parts authorized for the performance of maintenance at the organizational level in figure and item number sequence.

c. *Special Tools, Test and Support Equipment—Section IV.* Not applicable.

d. *Repair Parts—Section V.* A list of repair parts authorized for the performance of maintenance at the direct support, general support, and depot level in figure and item number sequence.

e. *Special Tool, Test and Support Equipment—Section VI.* Not applicable.

f. *Federal Stock Number and Reference Number Index—Section VII.* A list of Federal stock numbers in ascending numerical sequence, followed by a list of reference numbers appearing in all of the listings in alphanumeric sequence, cross-referenced to the illustration figure number and item number.

Note. Items not illustrated are cross-referenced to assembly group number.

3. Explanation of Columns

The following provides an explanation of columns in the tabular lists in sections II through VI:

a. *Source, Maintenance, and Recoverability Codes (SMR).*

Note. Common hardware items known to be readily available in Army supply channels are assigned maintenance codes only. Source codes, recoverability codes, and maintenance allowances are not assigned this category.

(1) *Source code.* Indicates the selection status and source for the listed item. Source codes used are:

Code	Explanation
P	Repair parts which are stocked in or supplied from the GSA/DSA or Army supply system, and authorized for use at indicated maintenance categories.
M	Repair parts which are not procured or stocked, but are to be manufactured at indicated maintenance levels.
A	Assemblies which are not procured or stocked as such, but are made up of two or more units. Such component units carry individual stock numbers and descriptions, are procured and stocked separately and can be assembled to form the required assembly at indicated maintenance categories.
x	Parts and assemblies which are not procured or stocked and the mortality of which normally is below that of the applicable end item or component. The failure of such part or assembly should result in retirement of the end item from the supply system.
X1	Repair parts which are not procured or stocked. The requirement for such items will be filled by use of the next higher assembly or component.
X2	Repair parts which are not stocked, The indicated maintenance category requiring such repair parts will attempt to obtain them through cannibalization. Where such repair parts are not obtainable through cannibalization, requirements will be requisitioned, with accompanying justification, through normal supply channels.
G	Major assemblies that are procured with PEMA funds for initial issue only as exchange assemblies at DSU and GSU level. The assemblies will not be stocked above GS and DS level or returned to depot supply level.

(2) *Maintenance code.* Indicates the lowest category of maintenance authorized to install the listed item. The maintenance codes are:

Cede	Explanation
O	Organizational maintenance
F	Direct support maintenance
H	General support maintenance
D	Depot maintenance

(3) *Recoverability code.* Indicates whether unserviceable items should be returned for recovery or salvage. Items not coded are expendable. Recoverability codes are:

Code	Explanation
R	Repair parts (assemblies and components) which are considered economically repairable at direct and general support maintenance levels. When the maintenance capability to repair these items does not exist, they are normally disposed of at the GS level. When supply considerations dictate, some of these repair parts may be listed for automatic return to supply for depot level repair as set forth in AR 710-50. When so listed, they will be replaced by supply on an exchange basis.
S	Repair parts and assemblies which are economically repairable at DSU and GSU activities and which normally are furnished by supply on an exchange basis. When items are determined by a GSU to be uneconomically repairable, they will be evacuated to a depot for evaluation and analysis before final disposition.
T	High dollar value recoverable repair parts which are subject to special handling and are issued on an exchange basis. Such repair parts normally are repaired or overhauled at depot maintenance activities.
U	Repair parts specifically selected for salvage by reclamation units because of precious metal content, critical materials, or high dollar value reusable casings or castings.

b. Federal Stock Number. Indicates the Federal stock number assigned to the item and will be used for requisitioning purposes.

c. Description. Indicates the Federal item name and any additional description of the item required. Assembly components and subassemblies are indented under major assemblies. The abbreviation "w/e" when used as a part of the nomenclature, indicates the Federal stock number includes all armament, equipment, accessories and repair parts issued with the item. A part number or other reference number is followed by the applicable 5-digit Federal supply code for manufacturers, in parentheses. Repair parts quantities included in kits and sets are shown in front of the repair part name. Material required for manufacture or fabrication is identified.

d. Unit of Measure (U/M). A two-character abbreviation indicating the amount or quantity of the item upon which the allowances are based; e.g., ft, ea, pr, etc.

e. Quantity Incorporated in Unit. Indicates the quantity of the item used in the assembly group. "V" appearing in this column in lieu of a quantity indicates that a definite quantity cannot be indicated (e.g., shims, spacers, etc.)

f. Fifteen-Day Organizational Maintenance Allowance.

(1) The allowance columns are divided into four subcolumns. Indicated in each subcolumn, opposite the first appearance of each item, is the total quantity of the items authorized for the number of equipments supported. Subsequent appearances of the same item will have the letters "REF" in the allowance column. To locate the referenced item, locate the FSN or reference number in the index. The earliest figure and item number is the referenced item. Items authorized for use as required but not for initial stockage are identified with an asterisk in the allowance column.

(2) The quantitative allowance for organizational level of maintenance represents one initial prescribed load for a 15-day period for the number of equipments supported. Units authorized additional prescribed loads will multiply the number of prescribed loads by the quantity in the appropriate density column to determine the number of repair parts authorized.

(3) To determine allowances when supporting more than 100 of these equipments: First, divide the number of equipments supported by 100 by moving the decimal two spaces left; second, multiply the result by the quantity in the 51-100 density column. Example, authorized allowance for 51-100 equipments is 12; for 140 equipments, multiply 12 by 1.40 or 16.80 rounded off to 17 parts required.

(4) Subsequent changes to allowances will be limited as follows: No change in the range of items is authorized. If additional items are considered necessary, recommendation should be forwarded to the U.S. Army Mobility Equipment Command for exception or revision to the allowance list. Revisions to the range of items authorized will be made by the U.S. Army Mobility Equipment Command based upon engineering experience, demand data, or TAERS information.

g. Thirty-Day DS/GS Maintenance Allowances.

Note. Allowances in GS column are for GS maintenance only.

(1) The allowance columns are divided into three subcolumns. Indicated in each Subcolumn, opposite the first appearance of each item, is the total quantity of items authorized for the number

of equipments supported. Subsequent appearances of the same item will have the letters "REF" in the applicable allowance column. To locate the referenced item, locate the FSN or reference number in the index. The earliest figure and item number is the referenced item. Items authorized for use as required but not for initial stockage are identified with an asterisk in the allowance column.

(2) The quantitative allowances for DS/GS levels of maintenance will represent initial stockage for a 30-day period for the number of equipments supported.

(3) To determine allowances when supporting more than 100 of these equipments: First, divide the number of equipments supported by 100 by moving the decimal two spaces left; second, multiply the result by the quantity in the 51-100 density column. Example, authorized allowance for 51-100 equipments is 40; for 150 equipments, multiply 40 by 1.50 or 60 parts required.

h. One-Year Allowance Per 100 Equipments/Contingency Planning Purposes. Indicates, opposite the first appearance of each item, the total quantity required for distribution and contingency planning purposes. The range of items indicates total quantities of all authorized items required to provide for adequate support of 100 equipments for one year. Subsequent appearances of the same item will have the letters "REF" in the allowance column.

i. Depot Maintenance Allowance Per 100 Equipments. Indicates, opposite the first appearance of each item, the total quantity authorized for depot maintenance of 100 equipments. Subsequent appearances of the same item will have the letters "REF" in the allowance column. Items authorized for use as required but not for initial stockage are identified with an asterisk in the allowance column.

j. Illustration. This column is divided as follows :

(1) *Figure number.* Indicates the figure number of the illustration in which the item is shown.

(2) *Item number.* Indicates the callout number used to reference the item in the illustration.

4. Special Information

a. Repair parts mortality has been based on 1200 hours of operation per year.

b. Parts which require manufacture or assembly at a category higher than that authorized for

installation will indicate in the source column the higher category.

c. The following publications pertain to the compressor and its components:

TM 5-4310-275-15	Operator, Organizational, Direct and General Support and Depot Maintenance Manual
LO 5-4310-275-12	Lubrication Order

d. The same illustrations are used to illustrate the repair parts and special tools listed in both organizational maintenance section and direct and general support and depot maintenance section.

5. How to Locate Repair Parts

a. When Federal stock number or reference number is unknown:

(1) *First.* Using the Table of Contents, determine the assembly group within which the repair part belongs. This is necessary, since illustrations are prepared for assembly groups, and listings are divided into the same groups.

(2) *Second.* Find the illustration covering the assembly group to which the repair part belongs.

(3) *Third.* Identify the repair part on the illustration and note the illustration figure and item number of the repair part.

(4) *Fourth.* Using the Repair Parts Listing, find the assembly group to which the repair part belongs and locate the illustration figure and item number noted on the illustration.

b. When Federal stock number or reference is known:

(1) *First.* Using the Index of Federal Stock Numbers and Reference Numbers, find the pertinent Federal stock number or reference number. This index is in ascending FSN sequence followed by a list of reference numbers in alphanumeric sequence, cross-referenced to the illustration figure number and item number.

(2) *Second.* Using the Repair Parts Listing, find the assembly group of the repair part and the illustration figure number and item number referenced in the Index of Federal Stock Numbers and Reference Numbers.

c. When the Federal stock number or reference number is known and the repair part is not illustrated:

(1) *First.* Using the Index of Federal Stock Numbers and Reference Numbers, find the pertinent Federal stock number or reference number

in the section titled "Items Not Illustrated", and note the group number, This section is in ascending FSN sequence followed by a list of reference numbers in alphanumeric sequence, cross-referenced to assembly group number.

(2) *Second*. Using the Table of Contents, locate the assembly group number and page number.

(3) *Third*. Using the applicable group number and page number, locate the pertinent stock number or reference number in the Repair Parts Listing. Items which are not illustrated are listed at the end of the assembly group to which they belong.

6. Abbreviations

- dia-----diameter
- ea-----each
- id-----inside diameter
- in.-----inch(es)
- lg-----long(length)
- mtg-----mounting
- No.-----number
- od-----outside diameter
- psi-----pounds per square inch
- thd-----thread (cd) (es)
- thk-----thick(ness)

7. Federal Supply Codes for Manufacturers

Manufacturer

- 00779 ---- Amp, Inc.
- 04255 ---- Featherhead Co., The
- 04368 ---- Puritas ,Metal Products Co.
- 07707 ---- United Shoe Machinery Corp.
Fastener Division
- 09528 ---- Parker-Hannifin Corp., Accessories
Division
- 10989 ____ Mectron Industries, Inc.
- 21335 ---- Fafnir Bearing Co., The
- 28963 ---- Hoke, Inc.
- 33525 ---- Kidde, Walter and Co., Inc.

- | Code | Manufacturer |
|------------|---|
| 43334 ---- | New Departure Division of General Motors Corp. |
| 45681 ---- | Parker-Hannifin Corp. |
| 53477 ---- | Schraders, A. and Son, Division of Scovill Mfg. Co. |
| 56190 ---- | Spen, Henry and Co., Inc. |
| 56878 ---- | Standard Pressed Steel Co. |
| 58553 ____ | Superior Valve and Fittings Co. |
| 60038 ____ | Timken Roller Bearing Co. |
| 60380 ---- | Torrington Co., The |
| 61349 ---- | United States Gauge Div. of Ametek, Inc. |
| 72966 ---- | Englewood Electrical Supply Co. |
| 74400 ---- | Hobbs, John W., Corp. |
| 78189 ---- | Shakeproof Division of Illinois Tool Works |
| 78252 ---- | Stolper Industries, Inc. |
| 78385 ---- | South Wind Div. of Stewart-Warner Corp. |
| 78553 ---- | Tinnerman Products, Inc. |
| 79136 ---- | Waldes Kohinoor, Inc. |
| 79470 ---- | Weatherhead Co., The |
| 80201 ---- | Chicago Rawhide Mfg. Co. |
| 84561 ---- | Hannifin Cylinder Div., Parker-Hannifin Corp. |
| 88044 ---- | Aeronautical Standards Group, Department of Navy and Air Force |
| 90526 ---- | Clippard Instrument Laboratory, Inc. |
| 91816 ---- | James Pond and Clark, Inc. |
| 94189 ---- | Dico Co. |
| 96906 ---- | Military Standards Promulgated by Standardization Div., Directorate of Logistic Services, DSA |
| 97403 ---- | Army Engineer Research and Development Laboratories |
| 98441 ---- | Stratoflex, Inc. |

8. Recommendations for Maintenance Publication Improvements

Report of errors, omissions, and recommendations for improving this publication by the individual user is encouraged. Reports should be submitted on DA Form 2028 (Recommended Changes to Publications) and forwarded direct to Commanding General, U.S. Army Mobility Equipment Command, ATTN: AMSME-MPP, 4300 Goodfellow Boulevard, St. Louis, Mo. 63120.

SECTION II. PRESCRIBED LOAD ALLOWANCE

(1) FEDERAL STOCK NUMBER	(2) DESCRIPTION	(3) 15-DAY ORGANIZATIONAL MAINTENANCE ALLOWANCE			
		(a) 1-5	(b) 6-20	(c) 21-50	(d) 51-100
	SECTION II - PRESCRIBED LOAD ALLOWANCE				
	GROUP 03 - INSTRUMENT PANEL				
5330-793-5298	PACKING, PREFORMED: LOW PRESSURE GAGE ELBOW AND PRESSURE REGULATOR FITTINGS MTG, 0.3430 IN. ID, 0.577 IN. OD, 0.094 IN. THK MS28777-4 (96906)		2	2	2
5330-981-7574	GASKET: PRESSURE REGULATOR AND GAGES TO FITTING 130A432 (78385)		2	2	2
	GROUP 09 - AIR COMPRESSOR ASSEMBLY				
4310-115-3977	AIR CLEANER: FIRST STAGE CYLINDER 4455-0021 (78385)		2	2	4
	GROUP 10 - UNLOADER SYSTEM COMPONENTS				
4330-028-6757	ELEMENT, FILTER: FLUID PRESSURE FILTER AN6235-1A (88044)		2	2	4
4440-580-7293	CARTRIDGE, DEHYDRATOR MILC4952MA1 (96906)	8	20	40	84
5330-186-4128	WASHER, NONMETALLIC: DEHYDRATOR PERFORATOR HEAD MTG AN6246-36 (88044)				2
5330-196-5322	PACKING, PREFORMED: DEHYDRATOR PERFORATOR HEAD MTG AN6227-36 (88044)				2
5330-297-6868	PACKING, PREFORMED: DEHYDRATOR ADAPTER MTG AN6290-10 (88044)				2
5330-640-9476	PACKING, PREFORMED: DEHYDRATOR CARTRIDGE SEAL RETAINER MTG AN6227-34 (88044)				2
5330-804-5694	PACKING PREFORMED: DRAIN ADAPTER TO AIR PRESSURE TANK MTG MS28778-16 (96906)				2

(1) SMR CODE	(2) FEDERAL STOCK NUMBER	(3) DESCRIPTION REF NUMBER & MFR CODE	(4) USABLE ON CODE	(5) QTY INC IN INIT	(6) 15-DAY ORGANIZATIONAL MAINTENANCE ALW				(7) ILLUSTRATION	
					(a)	(b)	(c)	(d)	(a)	(b)
					1-5	6-20	21-50	1-100	FIG. NO.	ITEM NO.
		SECTION III - REPAIR PARTS FOR ORGANIZATIONAL MAINTENANCE								
		GROUP 01 - ENGINE ASSEMBLY								
0	5310-584-5005	NUT, PLAIN, HEXAGON: EXHAUST PIPE TO ENGINE MTG, 1/4-20 THD SIZE MS35690-405 (96906)		EA 2					1	2
0	5310-582-5965	WASHER, LOCK: EXHAUST PIPE TO ENGINE MTG, 1/4 IN. SCREW SIZE MS35338-44 (96906)		EA 2					1	3
0	2990-116-0258	PIPE, EXHAUST: ENGINE 4428-0317 (78385)		EA 1	*	*	*	*	1	4
0	5305-225-3840	SCREW, CAP, HEXAGON HEAD: EXHAUST PIPE TO ENGINE MTG, 1/4-20 THD SIZE, 7/8 IN. LG MS35297-7 (96906)		EA 2					1	5
0	4310-115-8897	CABLE ASSEMBLY, SPECIAL PURPOSE, ELECTRICAL: ENGINE TO HOURMETER 4445-0220 (78385)		EA 1	*	*	*	*	1	6
		GROUP 02 - TANKS, LINES, FITTINGS								
0		RIVET, BLIND: FUEL TANK CAP MTG AD42ABS (07707)		EA 1					2	1
0	5310-082-1404	WASHER, FLAT: FUEL TANK CAP MTG RIVET, 0.156 IN. ID, 0.375 IN. OD, 0.049 IN. THK MS15795-206 (96906)		EA 1					2	2
0		TANK, FUEL, ENGINE: AIR COMPRESSOR ASSEMBLY 4457-0025 (78385)		EA 1	*	*	*	*	2	3
0	2910-605-1353	CAP, FUEL TANK 2302D017 (78252)		EA 1	*	*	*	*	2	4
0	2910-115-0471	STRAINER, FUEL: FUEL TANK 2343B053 (78252)		EA 1	*	*	*	*	2	5
20		BAR, REINFORCING: ENGINE FUEL TANK MTG 407-0419 (78385)		EA 2					2	6
0	5305-988-1723	SCREW, MACHINE: ENGINE FUEL TANK MTG, 1/4-20 THD SIZE, 1/2 IN. LG MS35223-79 (96906)		EA 5					2	7
0	5305-988-1724	SCREW, MACHINE: FUEL TANK AND GROUND STRAP MTG, NO. THD SIZE, 5/8 IN. LG 1/4-20 MS35223-80 (96906)		EA 1					2	8
20		STRAP, RUBBER: FUEL TANK 4445-0222 (78385)		EA 1					2	9
0	5305-614-0246	SCREW, MACHINE: FUEL HOSE CLAMP MTG, NO. 10-32 THD SIZE, 1/2 IN. LG AN501-10-8 (88044)		EA 2					2	10
0	5340-290-0781	CLAMP, LOOP: FUEL HOSE ASSEMBLY MTG, CUSHIONED MS21919DF6 (96906)		EA 3					2	11
0	4720-116-0063	HOSE ASSEMBLY, FUEL: SHUTOFF VALVE TO ENGINE 735874-5 (78385)		EA 1	*	*	*	*	2	12

(1) SMR ODE	(2) FEDERAL STOCK NUMBER	(3) DESCRIPTION REF NUMBER & MFR CODE	(4) USABLE ON CODE	(5) UNIT OF MEAS QTY INC IN UNIT	(6) 15-DAY ORGANIZATIONAL MAINTENANCE ALW				(7) ILLUS- TRATION		
					(a)	(b)	(c)	(d)	(a)	(b)	
					1-5	6-20	21-50	51-100	FIG. NO.	ITEM NO.	
O	4730-118-8544	ELBOW, PIPE TO TUBE: FUEL HOSE TO CARBURETOR MTG, 90 DEG, 3/16 IN. TUBE SIZE, ONE END FEMALE, INVERTED FLARE, 3/8-24 THD SIZE, OTHER END MALE, 1/8-27 THD SIZE 700832 (78385)		EA	1	*	*	*	*	2	13
O	5310-576-5752	WASHER, LOCK: FUEL HOSE MTG, INTERNAL TEETH, NO. 10 SCREW SIZE MS35333-39 (96906)		EA	4					2	14
O	5310-012-0614	NUT, PLAIN, HEXAGON: FUEL HOSE MTG, NO. 10-32 THD SIZE MS35690-302 (96906)		EA	4					2	15
O	5310-209-0786	WASHER, LOCK: ENGINE FUEL TANK MTG, EXTERNAL TEETH, 1/4 IN. SCREW SIZE MS35335-33 (96906)		EA	6					2	16
O	5310-584-5005	NUT, PLAIN, HEXAGON: ENGINE FUEL TANK AND SHUTOFF VALVE TEE MTG, 1/4-20 THD SIZE MS35690-405 (96906)		EA	7					2	17
O		NIPPLE, PIPE: FUEL FILTER TO FUEL TANK MTG, BOTH ENDS MALE, 1/8-27 THD SIZE 1-8FFB (45681)		EA	1					2	18
O	4730-940-1000	ELBOW, PIPE TO TUBE: FUEL FILTER TO TUBE MTG, 90 DEG, ONE END MALE, 1/8-27 THD SIZE, OTHER END MALE, 3/16 IN. TUBE SIZE, 3/8-24 THD SIZE, FLARED 4CB12B (09523)		EA	2					2	19
O		TUBE, COPPER: FUEL TANK FILTER TO CARBURETOR HOSE, 1/4 IN. OD, 3 FT 4 IN. LG 428-0490 (78385)		EA	1	*	*	*	*	2	20
O	4730-278-8253	ADAPTER, STRAIGHT, PIPE TO TUBE: FUEL HOSE ASS EMBLY TO TEE MTG, ONE END FEMALE, 3/16 IN. TUBE SIZE, INVERTED FLARE, 3/8-24 THD SIZE, OTHER END MALE, 1/8-27 THD SIZE 200X3 (04255)		EA	1					2	21
O	4820-275-2224	COCK, DRAIN: FUEL TANK 150 (79470)		EA	1	*	*	*	*	2	22
O	4730-856-2101	ELBOW, STREET: FUEL TANK DRAIN COCK TO TEE MTG, 90 DEG, ONE END MALE, 1/8-27 THD SIZE, OTHER END FEMALE, 1/8-27 THD SIZE 3400X2 (04255)		EA	1					2	23
O	5307-113-1675	STUD, MOUNTING: FUEL SHUTOFF VALVE TEE MTG 47221B (84561)		EA	1	*	*	*	*	2	24
O	5310-582-5965	WASHER, LOCK: FUEL SHUTOFF VALVE MTG, 1/4 IN. SCREW SIZE MS35338-44 (96906)		EA	1					2	25
O		CLAMP, CUSHIONED: FUEL TUBES MTG 448-0552 (78385)		EA	2					2	26
O		CLAMP, CUSHIONED: FUEL TUBES MTG MS2191 90G4 (96906)		EA	2					2	27
O	4730-263-2733	TEE, PIPE: FUEL TANK DRAIN COCK, ONE END FEMALE, 1/8-27 THD SIZE, TWO ENDS MALE, 1/8-27 THD SIZE 3750X2 (04255)		EA	1					2	28
O	4730-287-1614	COUPLING, PIPE: FUEL TANK TO CARBURETOR, 1/8-27 THD SIZE 3300X2 (04255)		EA	1					2	29

(1) SMR CODE	(2) FEDERAL STOCK NUMBER	(3) DESCRIPTION REF NUMBER & MFR CODE	(4) USABLE ON CODE	(5) QUANTITY IN UNIT	(6) 15-DAY ORGANIZATIONAL MAINTENANCE ALLOW				(7) ILLUSTRATION	
					(a)	(b)	(c)	(d)	(a)	(b)
					1-5	6-20	21-5	51-10	FIG NO.	ITEM NO.
0	1730-278-4357	ADAPTER, STRAIGHT, PIPE TO TUBE; FUEL TANK TO CARBURETOR TUBE MTG, ONE END MALE, 1/8-27 THD SIZE, OTHER END MALE, 1/4 IN. TUBE SIZE, 7/16-24 THD SIZE 68X4 (04255)	EA	2					2	30
0	3305-543-2223	SCREW, MACHINE; FUEL TUBE CLAMPS AND SPACER MTG, NO. 10-32 THD SIZE, 1 IN. LG MS35224-67 (96906)	EA	1					2	31
0	1310-115-3949	TUBE ASSEMBLY, TANK; FUEL TANK TO DRAIN VALVE 428-0485 (78385)	EA	1	*	*	*	*	2	32
20		SPACER: FUEL TUBES MTG 430-0114 (78385)	EA	1					2	33
		GROUP 03 - INSTRUMENT PANEL								
0	1685-802-8809	GAGE, PRESSURE, DIAL INDICATING; RECEIVER PRESSURE, 0 TO 5000 PSI 5093-0-5000 (61349)	EA	1	*	*	*	*	3	1
0	1305-889-3000	SCREW, MACHINE; PRESSURE GAGES AND HOURMETER MTG, NO. 6-32 THD SIZE, 1/2 IN. LG MS35223-30 (96906)	EA	12					3	2
0	1685-143-6688	GAGE, PRESSURE, DIAL INDICATING; HIGH PRESSURE, 0 TO 4000 PSI 5093-0-4000 (61349)	EA	1	*	*	*	*	3	4
0	1310-579-0079	WASHER, LOCK; PRESSURE GAGES MTG, INTERNAL TEETH, NO. 6 SCREW SIZE MS35333-37 (96906)	EA	9					3	6
0		NUT, PLAIN, HEXAGON; PRESSURE GAGES AND HOURMETER MTG, NO. 6-32 THD SIZE MS35649-62 (96906)	EA	9					3	7
0	310-113-9480	VALVE, REGULATOR; INSTRUMENT PANEL 380190 (99657)	EA	1	*	*	*	*	3	9
0	310-115-3950	RECEPTACLE ASSEMBLY; MOISTURE SEPARATOR HEATER 4445-0219 (78385)	EA	1	*	*	*	*	3	10
0	310-889-2543	NUT, SELF-LOCKING, HEXAGON; MOISTURE SEPARATOR HEATER RECEPTACLE MTG, PAN HEAD, NO. 4-40 THD SIZE MS20365-440C (96906)	EA	4					3	11
0	820-892-5375	VALVE, GLOBE; RECEIVER BY-PASS AND OUTLET SHUTOFF PY271 (28968)	EA	2	*	*	*	*	3	12
0	310-011-4601	WASHER, LOCK; HOURMETER MTG, EXTERNAL TEETH, NO. 6 SCREW SIZE MS35335-30 (96906)	EA	3					3	3
0	310-433-3005	VALVE, PUSH; INSTRUMENT PANEL MAV2 (90526)	EA	1	*	*	*	*	3	4
0	310-167-0839	WASHER, FLAT; PUSH VALVE TO INSTRUMENT PANEL MTG, 1/2 IN. SCREW SIZE AN960-816L (88044)	EA	1					3	5
0	310-107-0980	BUTTON, PUSH VALVE; INSTRUMENT PANEL 11916 (90526)	EA	1	*	*	*	*	3	6
0	730-118-8545	PLUG, COUPLING; INSTRUMENT PANEL PRESSURE OUTLET 607-0008 (78385)	EA	1	*	*	*	*	3	7

(1) SMR ODE	(2) FEDERAL STOCK NUMBER	(3) DESCRIPTION REF NUMBER & MFR CODE	(4) USABLE ON CODE	(5) UNIT OF MEAS	(6) 15-DAY ORGANIZATIONAL MAINTENANCE ALW	(7) ILLUS- TRATION					
						(6)				(a)	(b)
						(a)	(b)	(c)	(d)	FIG. NO.	ITEM NO.
1-5	6-20	21-50	51-100								
0		HOURMETER: INSTRUMENT PANEL M5635-2 (74400)		EA	1	*	*	*	*	3	18
0	5305-889-2997	SCREW, MACHINE: MOISTURE SEPARATOR HEATER RECEPTACLE MTG PAN HEAD, NO. 4-40 THD SIZE, 3/8 IN. LG MS35223-15 (96906)		EA	4					3	19
0	4685-081-6334	GAGE, PRESSURE, DIAL INDICATING: LOW PRESSURE, 0 TO 600 PSI 5003 (61349)		EA	1	*	*	*	*	3	20
0		WASHER, FLAT: REGULATOR VALVE TO INSTRUMENT PANEL MTG, 2.156 IN. ID, 2.875 IN. OD, 0.032 IN. THK, ALUMINUM ALLOY 448-0548 (78385)		EA	1					3	21
0	5330-981-7574	GASKET: PRESSURE REGULATOR AND GAGES TO FITTINGS MTG 130A0432 (78385)		EA	9	*	2	2	4	4	1
0	5330-186-4947	PACKING, PREFORMED: LOW PRESSURE GAGE ELBOW AND PRESSURE REGULATOR FITTINGS MTG, 1/4 IN. TUBE SIZE, 0.3430 IN. ID, 0.577 IN. OD, 0.094 IN. THK MS28777-4 (96906)		EA	4	*	2	2	2	4	2
0	4730-580-7302	LOCKNUT, TUBE FITTING: PRESSURE REGULATOR AND LOW PRESSURE GAGE TUBES MTG, 1/4 IN. TUBE SIZE, 7/16-20 THD SIZE AN6289C4 (88044)		EA	4	*	*	*	*	4	3
0	4730-722-7214	ELBOW, TUBE: BULKHEAD, LOW PRESSURE GAGE TO TUBE, 1/4 IN. TUBE SIZE, 7/16-20 THD SIZE, 90 DEG AN833-4C (88044)		EA	1	*	*	*	*	4	4
0	4310-115-3953	TUBE ASSEMBLY: PRESSURE REGULATOR TO LOW PRESSURE GAGE 4428-0332 (78385)		EA	1	*	*	*	*	4	5
0	4730-698-4048	ADAPTER, STRAIGHT, PIPE TO TUBE: LOW PRESSURE GAGE TO GAGE PROTECTOR, ONE END MALE, 1/4-18 THD SIZE, OTHER END MALE, 1/4 IN. TUBE SIZE, 7/16-20 THD SIZE AN816-4-4C (88044)		EA	1					4	6
0	4310-115-2473	PROTECTOR, GAGE: LOW PRESSURE GAGE 1159B2PP700 (91816)		EA	1	*	*	*	*	4	7
0	4730-278-3905	BUSHING, PIPE: GAGE PROTECTOR TO REGULATOR VALVE AND RECEIVER BY-PASS VALVE TO TUBE, ONE END MALE, 1/4-18 THD SIZE, OTHER END FEMALE, 1/8-27 THD SIZE AN912-1C (88044)		EA	2					4	8
0	4730-119-9858	NIPPLE, FLARED TUBE AND PIPE THREAD: GAGE PROTECTOR TO REGULATOR VALVE ELBOW MTG 428-0459 (78385)		EA	1	*	*	*	*	4	9
0	4730-079-2396	PLUG, MACHINE THREAD: PRESSURE REGULATOR VALVE, 1/4 IN. SIZE, 7/16-20 THD SIZE AN814-4C (88044) TUBE		EA	1	*	*	*	*	4	10
0	4730-722-4856	ELBOW, TUBE: PRESSURE REGULATOR TO GAGE PROTECTOR, FEMALE, 90 DEG, 1/4 IN. TUBE SIZE, 7/16-20 THD SIZE AN939C4 (88044)		EA	1					4	11
0	4730-698-4033	NIPPLE, TUBE: PRESSURE REGULATOR TO GAGE PROTECTOR, 1/4 IN. TUBE SIZE, 7/16-20 THD SIZE AN832-4C (88044)		EA	1	*	*	*	*	4	12

(1) SMR CODE	(2) FEDERAL STOCK NUMBER	(3) DESCRIPTION REF NUMBER & MFR CODE	(4) USABLE ON CODE	(5) UNIT OF MEAS	QTY INC IN UNIT	(6) 15-DAY ORGANIZATIONAL MAINTENANCE ALW				(7) ILLUS- TRATION	
						(a)	(b)	(c)	(d)	(a)	(b)
						1-5	6-20	21-50	51-100	FIG. NO.	ITEM NO.
0	4730-640-0610	NIPPLE, TUBE: RECEIVER PRESSURE AND HIGH PRESSURE GAGE TUBES MTG, BOTH ENDS MALE, 1/4 IN. TUBE SIZE, 7/16-20 THD SIZE AN815-4C (88044)		EA	2					4	13
0	4310-115-3951	TUBE ASSEMBLY: SHUTOFF VALVE TO RECEIVER GAGE 4428-0330 (78385)		EA	1	*	*	*	*	4	14
0	4730-762-2716	TEE, TUBE: REGULATOR VALVE, ALL ENDS MALE, 1/4 IN. TUBE SIZE, 7/16-20 THD SIZE AN604C4 (88044)		EA	2	*	*	*	*	4	15
0	4310-115-3955	TUBE ASSEMBLY: PRESSURE REGULATOR TO SHUTOFF VALVE 4428-0334 (78385)		EA	1	*	*	*	*	4	16
0	4310-115-3954	TUBE ASSEMBLY: PRESSURE REGULATOR TO HIGH PRESSURE GAGE 4428-0333 (78385)		EA	1	*	*	*	*	4	17
0	4730-054-8168	TEE, PIPE TO TUBE: RECEIVER BY-PASS VALVE, FIRST AND THIRD ENDS MALE, 1/4 IN. TUBE SIZE, 7/16-20 THD SIZE, SECOND END MALE, 1/8-27 THD SIZE MS20825-4J (96906)		EA	1	*	*	*	*	4	18
0	4730-278-5610	ELBOW, PIPE TO TUBE: RECEIVER BY-PASS AND OUTLET SHUTOFF VALVES TO TUBE MTG, 90 DEG, ONE END MALE, 1/4 IN. TUBE SIZE, 7/16-20 THD SIZE, OTHER END MALE, 1/8-27 THD SIZE MS20822-44C (96906)		EA	3	*	*	*	*	4	19
0	4310-115-3956	TUBE ASSEMBLY: OUTLET SHUTOFF VALVE TO OUTLET 4428-0335 (78385)		EA	1	*	*	*	*	4	20
0	4730-684-7310	NUT, TUBE COUPLING: INSTRUMENT PANEL PRESSURE OUTLET, 1/4 IN. TUBE SIZE, 7/16-20 THD SIZE AN924-4C (88044)		EA	1					4	21
0	4310-115-3957	TUBE, DUMP VALVE TO ATMOSPHERE 4428-0480 (78385)		EA	1	*	*	*	*	4	22
0	4730-136-1979	NUT, FERRULE: DUMP VALVE TO ATMOSPHERE TUBE MTG 44512B (45681)		EA	2	*	*	*	*	4	23
0	4730-118-1345	ADAPTER, TUBE: DUMP VALVE TO ATMOSPHERE TUBE MTG 4428-0198 (78385)		EA	2	*	*	*	*	4	24
0	4730-118-5096	UNION, BULKHEAD: INSTRUMENT PANEL PRESSURE OUTLET 4428-0171 (78385)		EA	1	*	*	*	*	4	25
0	4310-115-3952	TUBE ASSEMBLY: SHUTOFF VALVE TO PRESSURE REGULATOR 4428-0331 (78385)		EA	1	*	*	*	*	4	26
		GROUP 04 - FRAME ASSEMBLY									
0	5305-018-0017	SCREW, CAP, HEXAGON HEAD: BRAKE SHAFT BRACKET MTG, 1/4-20 THD SIZE, 9/16 IN. LG MS35297-4 (96906)		EA	2					5	2
0	5310-584-5005	NUT, PLAIN, HEXAGON: WHEEL ASSEMBLY AXLE SHAFT, BRAKE SHAFT BRACKET MTG, 1/4-20 THD SIZE MS35690-405 (96906)		EA	8					5	6
0	5310-582-5965	WASHER, LOCK: WHEEL ASSEMBLY AXLE SHAFT, BRAKE SHAFT BRACKET MTG, 1/4 IN. SCREW SIZE MS35338-44 (96906)		EA	8					5	7

(1) SMR ODE	(2) FEDERAL STOCK NUMBER	(3) DESCRIPTION REF NUMBER & MFR CODE	(4) UNIT OF MEAS USABLE ON CODE	(5) QTY INC IN UNIT	(6) 15-DAY ORGANIZATIONAL MAINTENANCE ALW				(7) ILLUS- TRATION	
					(a)	(b)	(c)	(d)	(a)	(b)
					1-5	6-20	21-50	51-100	FIG. NO.	ITEM NO.
0		SPACER, SHAFT: WHEEL ASSEMBLY AXLE SHAFT MTG 430-0096 (78385)	EA	2					5	8
0		PIN, SPRING: BRAKE SHOE MTG, 0.250 IN. DIA, 0.750 IN. LG, 0.048 IN. MATERIAL THK MS171650 (96906)	EA	2					5	9
0		BOLT, U: WHEEL ASSEMBLY AXLE SHAFT MTG, 1/4-20 THD SIZE 648-0066 (78385)	EA	2					5	10
0		SHAFT, AXLE: WHEEL ASSEMBLY 412-0101 (78385)	EA	1					5	11
0		RING, RETAINING: WHEEL ASSEMBLY SPACER MS16633-75 (96906)	EA	2					5	12
0		SPACER: WHEEL ASSEMBLY 430-0090 (78385)	EA	2					5	13
0		WHEEL ASSEMBLY WITH TIRE AND TUBE 53776 (94189)	EA	2					5	14
0	5330-113-3865	SEAL, OIL: WHEEL ASSEMBLY 3480 (94189)	EA	1	*	*	*	*	5	15
0	2610-051-9114	TUBE, RUBBER: WHEEL ASSEMBLY, SIZE 4.10/3.50 BY 6 MS35392-48 (96906)	EA	1	*	*	*	*	5	16
0	2610-050-9560	TIRE, RUBBER: WHEEL ASSEMBLY, SIZE 4.10/3.50 BY 6, 4 PLY SR TREAD MS35389-1 (96906)	EA	1	*	*	*	*	5	17
0	3110-606-1842	CUP, TAPERED ROLLER BEARING: WHEEL ASSEMBLY LM11910 (60038)	EA	2	*	*	*	*	5	18
0	3110-606-1839	CONE AND ROLLERS, TAPERED ROLLER BEARING: WHEEL ASSEMBLY LM11949 (60038)	EA	2	*	*	*	*	5	19
0		CAP, NUT: WHEEL ASSEMBLY 3447 (94189)	EA	1					5	20
0	5315-845-7787	PIN, COTTER: WHEEL ASSEMBLY MTG, 3/32 IN. DIA, 1 1/2 IN. LG AN380-3-6 (88044)	EA	2					5	21
0		NUT, SLOTTED, HEXAGON: WHEEL ASSEMBLY MTG, 3/4-16 THD SIZE 448-0473 (78385)	EA	2					5	22
0	5310-639-8037	WASHER, FLAT: WHEEL ASSEMBLY MTG, 0.812 IN. ID, 1.500 IN. OD, 0.134 IN. THK MS15795-222 (96906)	EA	2					5	23
0		SHOE, BRAKE 4407-0038 (78385)	EA	2					5	24
0	5315-827-5373	PIN, STRAIGHT, HEADED: BRAKE YOKE MTG, 5/16 IN. DIA, 31/32 IN. LG, 1/8 IN. HOLE DRILLED, 5/32 IN. FROM PIN END	EA	4					5	25
0		YOKE, BRAKE: WHEEL END 607-0003 (78385) (INCLUDES PIN)	EA	2					5	26
0	5315-043-2254	PIN, COTTER: BRAKE YOKE MTG, 3/32 IN. DIA, 0.500 IN. LG AN381-3-8 (88044)	EA	4					5	27
0		NUT, PLAIN, HEXAGON: BRAKE ROD MTG, 5/16-24 THD SIZE MS35690-525 (96906)	EA	2					5	28
0		ROD, BRAKE 407-0207 (78385)	EA	2					5	29

(1) SMR CODE	(2) FEDERAL STOCK NUMBER	(3) DESCRIPTION	4) USABLE ON CODE	(5) QTY INC IN INIT	(6) 15-DAY ORGANIZATIONAL MAINTENANCE ALW				(7) ILLUS- TRATION	
					(a)	(b)	(c)	(d)	(a)	(b)
					1-5	6-20	21-50	1-100	IC- NO.	ITEM NO.
20		ROCK, BRAKE: PEDAL END 407-0232 (78385) (INCLUDES PIN)	EA	2					5	30
20		BRACKET, BRAKE SHAFT 4407-0036 (78385)	EA	2					5	31
20		PIN, SPRING: BRAKE LEVER MTG, 0.125 IN. DIA, 1 IN. LG, 0.028 IN. MATERIAL THK MS171534 (96906)	EA	2					5	32
20		SHAFT, BRAKE 412-0102 (78385)	EA	1					5	33
20		RING, RETAINING: PEDAL PIN MTG MS16633-1018 (96906)	EA	2					5	34
20		PEDAL AND FOOT ASSEMBLY 4460-0002 (78385)	EA	1					5	35
20		RING, RETAINING: PEDAL AND FOOT ASSEMBLY LINK AND PIN MTG MS16633-1025 (96906)	EA	4					5	36
20		LINK AND PIN: PEDAL AND FOOT ASSEMBLY 4417-0014 (78385)	EA	2					5	37
20		FOOT, LANDING 417-0063 (78385)	EA	1					5	38
20		PIN, FOOT 448-0497 (78385)	EA	1					5	39
20		PEDAL, BRAKE AND LANDING FOOT 417-0062 (78385)	EA	1					5	40
0	310-115-2476	FOOT, BASE 130A0944 (78385)	EA	1	*	*	*	*	5	41
20		WASHER, SPACER & BASE FOOT MTG 130A0977 (78385)	EA	1					5	42
0		SCREW, CAP, HEXAGON HEAD: BASE FOOT MTG, 5/16-18 THD SIZE, 7/8 IN. LG MS35297-33 (96906)	EA	1					5	43
0	310-407-9566	WASHER, LOCK: BASE FOOT MTG, 5/16 IN. SCREW SIZE AN935-516 (88044)	EA	1					5	44
20		PIN, SPRING: BRAKE SHAFT MTG, 0.187 IN. DIA, 0.875 IN. LG, 0.040 IN. MATERIAL THK MS171592 (96906)	EA	1					5	45
20		PIN, PEDAL 448-0496 (78385)	EA	1					5	46
0	3105-068-0506	SCREW, CAP, HEXAGON HEAD: LANDING FOOT STOP ADJUSTING, 1/4-28 THD SIZE, 3/4 IN. LG MS35298-6 (96906)	EA	1					5	47
20		LEVER, BRAKE 407-0201 (78385)	EA	2					5	49
20		SPRING, BRAKE 425-0128 (78385)	EA	2					5	50
		GROUP 05 - PINTLE AND TOWING ATTACHMENTS								
0	310-584-5005	BUT, PLAIN, HEXAGON: TOW BAR MTG BRACKET HOUSING END PANEL MTG, 1/4-20 THD SIZE MS35690-405 (96906)	EA	1					6	1

(1) SMR CODE	(2) FEDERAL STOCK NUMBER	(3) DESCRIPTION REF NUMBER & MFR CODE	(4) USABLE ON CODE	(5) INIT OF IEA QTY INC IN UNIT	(6) 15-DAY ORGANIZATIONAL MAINTENANCE ALW				(7) ILLUS- TRATION		
					(a)	(b)	(c)	(d)	(a)	(b)	
					1-5	6-20	21-50	51-100	FIG NO	ITEM NO.	
0	3310-209-0786	WASHER, LOCK : TOW BAR MTG BRACKET HOUSING END PANEL MTG, EXTERNAL TEETH, 1/4 IN. SCREW SIZE MS35335-33 (96906)		EA	1					6	2
20		PANEL, END, HOUSING: TOW BAR MTG BRACKETS 408-0198 (78385)		EA	1					6	3
0	3310-012-0376	NUT, PLA IN, HEXAGON: TOW BAR MTG BRACKET TO FRAME MTG, 5/16-18 THD SIZE MS35690-505 (96906)		EA	6					6	4
0	3310-167-0721	WASHER, LOCK: TOW BAR MTG BRACKET TO FRAME MTG, INTERNAL TEETH, 5/16 IN. SCREW SIZE MS35333-41 (96906)		EA	6					6	5
20		TOW BAR ASSEMBLY: AIR COMPRESSOR 4407-0091 (78385)		EA	1					6	6
0	3305-071-1773	SCREW, CAP, HEXAGON HEAD: TOW BAR ASSEMBLY MTG, 1/2-13 THD SIZE, 3 1/4 IN. LG MS35297-120 (96906)		EA	2					6	7
20		RIVET, BLIND: TOW BAR LOCK PIN MTG AD42A8S (07707)		EA	2					6	8
20		PIN, LOCK: TOW BAR ASSEMBLY 617-0002 (78385)		EA	2					6	9
0	3306-225-8496	SCREW, CAP, HEXAGON HEAD: TOW BAR MTG BRACKET TO FRAME MTG, 5/16-18 THD SIZE, 5/8 IN. LG MS35297-31 (96906)		EA	6					6	10
20		BRACKET, TOW BAR MOUNTING 407-0218 (78385)		EA	2					6	11
0	3310-012-0378	NUT, PLAIN, HEXAGON: TOW BAR ASSEMBLY MTG, 1/2-13 THD SIZE MS35690-805 (96906)		EA	4					6	12
0	3305-988-1725	SCREW, MACHINE: TOW BAR MTG BRACKET HOUSING END PANEL MTG, PAN HEAD, 1/4-20 THD SIZE, 3/4 IN. LG MS35223-81 (96906)		EA	1					6	13
		GROUP 06 - BODY, CAB, HOOD									
0	3305-988-1723	SCREW, MACHINE: FRONT, CENTER AND REAR HOUSINGS MTG, PAN HEAD, 1/4-20 THD SIZE, 1/2 IN. LG MS35223-79 (96906)		EA	29					7	1
0	3310-809-3078	WASHER, FLAT: FRONT, AND REAR HOUSINGS MTG, 1/4 IN. SCREW SIZE MS15795-211 (96906)		EA	17					7	2
0	3305-988-1725	SCREW, MACHINE: FRONT AND CENTER HOUSING MTG, PAN HEAD, 1/4-20 THD SIZE, 3/4 IN. LG MS35223-81 (96906)		EA	6					7	3
20		HOUSING ASSEMBLY CENTER: AIR COMPRESSOR 4408-0087 (78385)		EA	1					7	4
20		HOUSING, CENTER: AIR COMPRESSOR 4408-0087 (78385)		EA	1					7	5
20		BRACKET, HOSE: SERVICE HOSE MTG TO CENTER HOUSING 407-0426 (78385)		EA	4					7	6
0	3320-075-6211	RIVET, BLIND: SERVICE HOSE BRACKET TO CENTER HOUSING MTG AD44ABS (07707)		EA	8					7	7

(1) SMR CODE	(2) FEDERAL STOCK NUMBER	(3) DESCRIPTION REF NUMBER & MFR CODE	(4) USABLE ON CODE	(5) UNIT OF MEAS	(6) QTY INC IN UNIT	(6) 15-DAY ORGANIZATIONAL MAINTENANCE ALW				(7) ILLUS- TRATION	
						(a)	(b)	(c)	(d)	(a)	(b)
						1-5	6-20	21-50	51-100	FIG. NO.	ITEM NO.
:20		RING, TIE DOWN: AIR COMPRESSOR ASSEMBLY LIFTING T3107 (04368)		EA	4					7	8
:20		WASHER, CUSHION: AIR COMPRESSOR ASSEMBLY LIFTING TIE DOWN RING 448-0503 (78385)		EA	4					7	9
O	5310-081-4219	WASHER, FLAT: TIE DOWN RING MTG, 0.343 IN. ID, 0.687 IN. OD, 0.065 IN. THK MS15795-212 (96906)		EA	8					7	10
O	5310-044-3333	NUT, SE LF=LOCK ING, HEXAGON: TIE DOWN RING MTG, 5/16-18 THD SIZE 21FK518 (56878)		EA	4					7	11
20		HOUS ING, FRONT: A I R COMPRESSOR ASSEMBLY 408-0222 (78385)		EA	1					7	12
O	5305-988-1724	SCREW, MACH I NE: FRONT HOUS ING MTG, PAN HEAD, 1/4-20 THD SIZE, 5/8 IN. LG MS35223-80 (96906)		EA	2					7	13
O	5310-209-0786	WASHER, LOCK : FRONT, CENTER AND REAR HOUS I NGS MTG, EXTERNAL TEETH, 1/4 IN. SCREW SIZE MS35335-33 (96906)		EA	33					7	14
O	5310-584-5005	NUT, PLAIN, HEXAGON: FRONT, CENTER AND REAR HOUS I NGS MTG, 1/4-20 THD SIZE MS35690-405 (96906)		EA	33					7	15
20		RING, TIE DOWN: AIR COMPRESSOR ASSEMBLY T3108 (04368)		EA	4					7	16
20		NUT, SHEET SPRING: CENTER HOUS ING MTG C7000-1420 (78553)		EA	4					7	17
20		HOUS I NGS, REAR: A I R COMPRESSOR ASSEMBLY 408-0221 (78385)		EA	1					7	18
		GROUP 07 - ACCESSORY ITEMS									
O	4720-946-8220	HOSE ASSEMBLY, HYDRAULIC AND PNEUMATIC: SERVICE HOSE MS28759E2400 (96906)		EA	1	*	*	*	*	8	1
O	4730-698-4035	ADAPTER, STRAIGHT, PIPE TO TUBE: SERVICE HOSE AN816-4C (88044)		EA	1					8	2
O	4730-278-3905	BUSH I NG, PIPE: SERV I CE HOSE AN912-1C (88044)		EA	1					8	3
O	4730-118-8543	SOCKET HALF, COUPLING: SERV I CE HOSE 607-0007 (78385)		EA	1	*	*	*	*	8	4
20		RETAINER, HOSE: SERV I CE HOSE 130D3582 (78385)		EA	1					8	5
O	4310-115-2472	HOSE ASSEMBLY: SERV I CE HOSE 200601-4-4-4-10 (09523)		EA	1	*	*	*	*	8	6
O	4730-536-3486	CHUCK ASSEMBLY, AIR: SERVICE HOSE 4784 (53477)		EA	1	*	*	*	*	8	7
20		CAP ASSEMBLY, DUST: SERVICE HOSE 44 08-0081 (78385)		EA	1					8	8
O	4820-678-9467	VALVE, SERVICE: SERV I CE HOSE 5669 (58553)		EA	1	*	*	*	*	8	9
O	4730-118-5095	FITTING, REDUCER: SERV I CE HOSE 3800366 (78385)		EA	1	*	*	*	*	8	10

(1)	(2)	(3)	(4)	(5)	(6)				(7)	
					15-DAY ORGANIZATIONAL MAINTENANCE ALLOW				ILLUSTRATION	
					(a)	(b)	(c)	(d)	(a)	(b)
1-5	6-20	21-50	51-100	FIG. NO.	ITEM NO.					
		GROUP 08 - DATA PLATES								
10		DECAL, CAUTION: INSTRUMENT PANEL 434-0204 (78385) (AUTOMATIC BLOWDOWN OF SEPARATOR WILL OCCUR 15 TO 90 SECONDS AFTER SHUTDOWN)	EA	1						
10		DECAL, COMPRESSOR OIL 434-0203 (78385)	EA	1						
0		DECAL, SCHEMATIC, PNEUMATIC AND ELECTRIC 434-0299 (78385)	EA	1						
0		DECAL, INSTRUCTION: COMPRESSOR OPERATION 434-0300 (78385)	EA	1						
0		DECAL, INSTRUCTION: CHANGING DEHYDRATOR CARTRIDGE 434-0303 (78385)	EA	1						
0		RIVET, BLIND IDENTIFICATION PLATE MTG, ALUMINUM AD41 ABS (07707)	EA	16						
		GROUP 09 - AIR COMPRESSOR ASSEMBLY								
0	5305-984-6216	SCREW, MACHINE: FIRST STAGE CYLINDER AIR CLEANER MTG, ROUND HEAD, NO. 10-24 THD SIZE, 1 1/2 IN. LG AN515-10-24 (88044)	EA	2						
0	5310-261-7412	WASHER, LOCK: FIRST STAGE CYLINDER AIR CLEANER MTG, NO. 10 SCREW SIZE AN935-10 (88044)	EA	2						
0		COVER, FILTER: FIRST STAGE CYLINDER AIR CLEANER 408-0225 (78385)	EA	1						
0	4310-115-3977	AIR, CLEANER: FIRST STAGE CYLINDER 4455-0021 (78385)	EA	1	*	2				
		GASKET, FILTER: FIRST STAGE CYLINDER AIR CLEANER 437-0300 (78385)	EA	2						
		FILTER, INTAKE: FIRST STAGE CYLINDER AIR CLEANER 3260191 (78385)	EA	1						
0	4730-116-2999	NIPPLE, PIPE: AIR COMPRESSOR BREATHER ASSEMBLY MTG, 3/4-14 THD SIZE, 3 IN. LG 428-0483 (78385)	EA	1	*	*		*		
0	4730-116-2998	ELBOW, PIPE: AIR COMPRESSOR BREATHER ASSEMBLY MTG, 30 DEG, BOTH ENDS FEMALE, IRON, 3/4-14 THD SIZE 428-0482 (78385)	EA	1	*	*		*		
0	1040-921-5201	BREATHER ASSEMBLY: AIR COMPRESSOR 4455-0017 (78385)	EA	1	*	*	*	*	11	24
		BODY, BREATHER: AIR COMPRESSOR 4455-0016 (78385)	EA	1					11	25
0	4310-848-6071	COVER AND FILTER: AIR COMPRESSOR BREATHER ASSEMBLY 3800691 (78385)	EA	1	*	*	*	*	11	26
0	5330-543-3261	GASKET, METALLIC: OIL RESERVOIR DRAIN PLUG MTG MS35769-6 (96906)	EA	1	*	*	*	2	14	34
0	4730- ⁴²⁻⁶ 428 -103	PLUG, MACHINE THREAD: OIL RESERVOIR DRAIN MAGNETIC, HEXAGON HEAD, STEEL, 5/8-18 THD SIZE MS35844-3 (96906)	EA	1	*	*	*	*	14	35

(1) SMR CODE	(2) FEDERAL STOCK NUMBER	(3) DESCRIPTION REF NUMBER & MFR CODE	(4) UNIT OF MEAS USABLE ON CODE	(5) QTY INC IN UNIT	(6) 15-DAY ORGANIZATIONAL MAINTENANCE ALW				(7) ILLUS- TRATION	
					(a)	(b)	(c)	(d)	(a)	(b)
					1-5	6-20	21-50	51-100	FIG. NO.	ITEM NO.
		GROUP 10 - UNLOADER SYSTEM COMPONENTS								
O	4730-698-4048	ADAPTER, STRAIGHT, PIPE TO TUBE: DRIER TO MOISTURE SEPARATOR TUBE ASSEMBLY MTG, ONE END MALE, 1/4-18 THD SIZE, OTHER END MALE, 1/4 IN. TUBE SIZE, 7/16-20 THD SIZE AN816-4-4C (88044)	EA	1					15	1
O	4310-115-3963	TUBE ASSEMBLY: MOISTURE SEPARATOR TO DRIER 4428-0325 (78385)	EA	1	*	*	*	*	15	2
O	5305-614-0246	SCREW, MACHINE: FILTER TO MOISTURE SEPARATOR TUBE AND COMPRESSOR TO MOISTURE SEPARATOR TUBE CLAMPS MTG, FILLISTER HEAD, NO. 10-32 THD SIZE, 1/2 IN. LG AN501-10-8 (88044)	EA	1					15	3
O	5340-205-6301	CLAMP, LOOP: FILTER TO MOISTURE SEPARATOR TUBE AND COMPRESSOR TO MOISTURE SEPARATOR TUBE MTG MS21919DG4 (96906)	EA	4					15	4
O	5310-576-5752	WASHER, LOCK: FILTER TO MOISTURE SEPARATOR TUBE AND COMPRESSOR TO MOISTURE SEPARATOR TUBE CLAMPS MTG, NO. 10 SCREW SIZE MS35333-39 (96906)	EA	8					15	5
O	5310-012-0614	NUT, PLAIN, HEXAGON: MOISTURE SEPARATOR TUBE AND COMPRESSOR TO MOISTURE SEPARATOR TUBE CLAMPS MTG, NO. 10-32 THD SIZE MS35650-102 (96906)	EA	8					15	6
O	4730-698-4035	ADAPTER, STRAIGHT, PIPE TO TUBE: SHUTOFF VALVE TEE TO TUBE MTG, ONE END MALE, 1/4 IN. TUBE, 7/16-20 THD SIZE, OTHER END MALE, 1/8-27 THD SIZE AN8164C (88044)	EA	1					15	7
O	4730-119-9858	NIPPLE, FLARED TUBE AND PIPE THREAD: CHECK VALVE TO TEE 428-0459 (78385)	EA	1	REF	REF	REF	REF	15	8
O	5330-981-7574	GASKET: MOISTURE SEPARATOR AND COMPRESSOR FITTINGS MTG 130A0432 (78385)	EA	9	REF	REF	REF	REF	15	9
O	5330-186-4947	PACKING, PREFORMED: MOISTURE SEPARATOR FITTINGS AND TEE TO SAFETY FITTING MTG, 1/4 IN. TUBE SIZE, 0.3430 IN. ID, 0.577 IN. OD, 0.094 IN. THK MS28777-4 (96906)	EA	3	REF	REF	REF	REF	15	10
O	4730-580-7302	LOCKNUT, TUBE FITTING: DUMP VALVE TEE FITTING AND MOISTURE SEPARATOR FITTINGS MTG, 1/4 IN. TUBE SIZE, 7/16-20 THD SIZE AN6289C4 (88044)	EA	3	REF	REF	REF	REF	15	11
O	4730-722-7214	ELBOW, TUBE: COMPRESSOR TO MOISTURE SEPARATOR TUBE ASSEMBLY MTG, 1/4 IN. TUBE SIZE, 7/16-20 THD SIZE, 90 DEG AN833-4C (88044)	EA	1	REF	REF	REF	REF	15	12
O	5340-598-0597	CLAMP, CUSHIONED: MOISTURE SEPARATOR TO COMPRESSOR TUBE MTG MS21919DG8 (96906)	EA	3					15	13
O	4720-732-5149	HOSE ASSEMBLY: COMPRESSOR TO MOISTURE SEPARATOR 211-319-319-4-23 (98441)	EA	1	*	*	*	*	15	14

(1) SMR CODE	(2) FEDERAL STOCK NUMBER	(3) DESCRIPTION REF NUMBER & MFR CODE	(4) UNIT OF MEAS USABLE ON CODE	(5) QTY INC IN UNIT	(6) 15- DAY ORGANIZATIONAL MAINTENANCE ALLOW				(7) ILLUS- TRATION	
					(a)	(b)	(c)	(d)	(a)	(b)
					1-5	6-20	21-50	51-100	FIG. NO.	ITEM NO.
0		UNION, PIPE TO TUBE; COMPRESSOR TUBES MTG, BOTH ENDS MALE, 1/4 IN. TUBE SIZE, 7/16-20 THD SIZE AN832-4C (88044)	EA	2					15	15
0	4710-460-7034	TUBE ASSEMBLY; MOISTURE SEPARATOR TO COMPRESSOR 4428-0338 (78385)	EA	1	*	*	*	*	15	16
0	4730-510-7194	REDUCER, TUBE; COMPRESSOR TO MOISTURE SEPARATOR TUBE ASSEMBLY MTG, ONE END MALE, 3/8 IN. TUBE SIZE, 9/16-18 THD SIZE, OTHER END MALE, 1/4 IN. TUBE, 7/16-20 THD SIZE AN919-6C (88044)	EA	1	*	*	*	*	15	17
0	5305-543-2223	SCREW, MACHINE; FUEL TUBE CLAMPS AND SPACER MTG, NO. 10-32 THD SIZE, 1 IN. LG MS35224-67 (96906)	EA	2					15	18
0		SPACER; TUBE CLAMP TO INSTRUMENT PANEL MTG 430-0114 (78385)	EA	2					15	19
0	4710-460-7035	TUBE ASSEMBLY; COMPRESSOR FIRST STAGE TO MOISTURE SEPARATOR 4428-0337 (78385)	EA	1	*	*	*	*	15	20
0	5310-061-7326	NUT, SELF-LOCKING, HEXAGON; INSTRUMENT PANEL AND TUBE CLAMP MTG, NO. 10-32 THD SIZE MS20365-1032C (96906)	EA	2					15	21
0	4730-722-4856	ELBOW, TUBE; COMPRESSOR TO TUBE MTG, FEMALE, 90 DEG, 1/4 IN. TUBE SIZE, 7/16-20 THD SIZE AN939C4 (88044)	EA	1					15	22
0	4730-940-1000	ELBOW, PIPE TO TUBE; SEPARATOR ASSEMBLY DRAIN TUBE MTG, 90 DEG, ONE END MALE, 1/8-27 THD SIZE, OTHER END MALE, 3/16 IN. TUBE SIZE, 3/8-24 THD SIZE 4CB12B (09523)	EA	1					15	23
0	4310-115-3975	TUBE, DRAIN; SEPARATOR ASSEMBLY 428-0311 (78385)	EA	1	*	*	*	*	15	24
0	4730-277-6172	TEE, TUBE; FILTER AND DUMP VALVE TO MOISTURE SEPARATOR TUBES MTG, ALL ENDS MALE, 1/4 IN. TUBE SIZE, 7/16-20 THD SIZE AN834-4C (88044)	EA	1	*	*	*	*	15	25
0	4310-115-3962	TUBE ASSEMBLY; MOISTURE SEPARATOR TO DUMP VALVE 4428-0326 (78385)	EA	1	*	*	*	*	15	26
0	4730-684-7310	NUT, TUBE; TEE TO DUMP VALVE MTG, 1/4 IN. TUBE SIZE, 7/16-20 THD SIZE AN924-4C (88044)	EA	1					15	27
0	4820-116-0064	VALVE, SHUTOFF; MOISTURE SEPARATOR TO DEHYDRATOR TUBE 321A (78385)	EA	1	*	*	*	*	15	28
0	4730-202-9032	TEE, PIPE; SHUTOFF VALVE MTG, ALL ENDS FEMALE, 1/8-27 THD SIZE AN917-1C (88044)	EA	1	*	*	*	*	15	29
0	4310-115-3966	TUBE ASSEMBLY; FILTER TO PRESSURE REGULATOR 4428-0322 (78385)	EA	1	*	*	*	*	16	1

(1) SMR CODE	(2) FEDERAL STOCK NUMBER	(3) DESCRIPTION	(4) USABLE ON CODE	(5) QTY INC IN UNIT	(6) 15-DAY ORGANIZATIONAL MAINTENANCE ALW				(7) ILLUS- TRATION	
					(a)	(b)	(c)	(d)	(a)	(b)
					1-5	6-20	21-50	51-100	FIG. NO.	ITEM NO.
20		NIPPLE, TUBE: PRESSURE RELIEF VALVE TEE, PRESSURE REGULATOR FILTER MTG, BOTH ENDS MALE, 1/4 IN. TUBE SIZE, 7/16-20 THD SIZE AN815-4C (88044)	EA	3					16	2
0	5330-981-7574	GASKET: RELIEF VALVE FITTINGS AND FILTER FITTINGS MTG 130A432 (78385)	EA	6	REF	REF	REF	REF	16	3
0	5310-584-5005	NUT, PLAIN, HEXAGON: FLUID PRESSURE FILTER TO FRAME MTG, 1/4-20 THD SIZE MS35690-405 (96906)	EA	2					16	4
0	5310-550-1130	WASHER, LOCK: FLUID PRESSURE FILTER TO FRAME MTG, INTERNAL TEETH, 1/4 IN. SCREW SIZE MS35333-40 (96906)	EA	2					16	5
0	1650-516-4724	FILTER, FLUID PRESSURE: BETWEEN BACK PRESSURE VALVE AND PRESSURE REGULATOR, AIRCRAFT HYDRAULIC LINE TYPE, 3000 PSI MS28720-4 (96906)	EA	1	*	*	*	*	16	6
0	4330-028-6757	ELEMENT, FILTER: FLUID PRESSURE FILTER AN6235-1A (88044)	EA	1	*	2	2	4	16	7
0	5305-988-9265	SCREW, MACHINE: FLUID PRESSURE FILTER TO FRAME MTG, PAN HEAD, 1/4-20 THD SIZE, 1 3/4 IN. LG MS35223-86 (96906)	EA	2	*	*	*	*	16	8
0	4310-115-3965	TUBE ASSEMBLY: BY-PASS VALVE TO FILTER 4428-0323 (78385)	EA	1	*	*	*	*	16	9
0	4310-115-3964	TUBE ASSEMBLY: DRIER TO BY-PASS VALVE 4428-0324 (78385)	EA	1	*	*	*	*	16	10
0	4730-278-5610	ELBOW, PIPE TO TUBE: DRIER TO BY-PASS VALVE TUBE MTG, 90 DEG, ONE END MALE, 1/4 IN. TUBE SIZE, 7/16-20 THD SIZE, OTHER END MALE, 1/4-18 THD SIZE MS20822-4-4C (96906)	EA	1	*	*	*	*	16	11
0	4730-331-4950	ELBOW, PIPE TO TUBE: AIR TANK DRAIN AND RELIEF VALVE TUBES MTG, 90 DEG, ONE END MALE, 1/4 IN. TUBE SIZE, 7/16-20 THD SIZE, OTHER END MALE, 1/8-27 THD SIZE MS20822-4C (96906)	EA	3	*	*	*	*	16	12
0	4820-116-0065	VALVE, GLOBE: AIR TANK DRAIN DR334A (28968)	EA	1	*	*	*	*	16	13
0	4730-698-4035	ADAPTER, STRAIGHT, PIPE TO TUBE: TANK DRAIN GLOBE VALVE TO TUBE, ONE END MALE, 1/4 IN. TUBE, 7/16-20 THD SIZE, OTHER END MALE, 1/8-27 THD SIZE AN816-4C (88044)	EA	1					16	14
0	4310-115-3969	TUBE ASSEMBLY: TANK TO DRAIN 4428-0319 (78385)	EA	1	*	*	*	*	16	15
0	4310-115-3968	TUBE ASSEMBLY: SAFETY FITTING TO TANK 4428-0320 (78385)	EA	1	*	*	*	*	16	18
0	4730-698-4033	NIPPLE, TUBE: TANK TO PRESSURE RELIEF VALVE TEE TUBE MTG, 1/4 IN. TUBE SIZE, 7/16-20 THD SIZE AN832-4C (88044)	EA	1	REF	REF	REF	REF	16	19
0	4730-684-7310	NUT, TUBE: TANK TO RELIEF VALVE TUBE FITTING, 1/4 IN. TUBE SIZE, 7/16-20 THD SIZE AN924-4C (88044)	EA	1					16	20

SMR CODE	FEDERAL STOCK NUMBER	DESCRIPTION	USABLE ON CODE	UNIT OF MEAS	QTY INC IN UNIT	15-DAY ORGANIZATIONAL MAINTENANCE ALW				ILLUSTRATION	
						(a)	(b)	(c)	(d)	(a)	(b)
						1-5	6-20	21-50	51-100	FIG. NO.	ITEM NO.
0	4730-580-7302	LOCKNUT, TUBE FITTING: RELIEF VALVE TEE FITTING MTG, 1/4 IN. TUBE SIZE, 7/16-20 THD SIZE AN6289c4 (88044)		EA	1	REF	REF	REF	REF	16	21
0	5330-186-7771	PACKING, PREFORMED: RELIEF VALVE FITTINGS MTG MS28777-4 (96906)		EA	1	REF	REF	REF	REF	16	22
0	4310-115-3967	TUBE ASSEMBLY: SHUTOFF VALVE TO SAFETY FITTING 4428-0321 (78385)		EA	1	*	*	*	*	16	23
0	4730-684-7310	TEE, BOSS: PRESSURE RELIEF VALVE MTG, ALL ENDS FEMALE, 1/4-18 THD SIZE AN938c4 (88044)		EA	1	*	*	*	*	16	24
0	4820-115-8881	VALVE, PRESSURE RELIEF: MOISTURE SEPARATOR AND AIR TANK LINE 116B100-3 (78385)		EA	2		*	*	*	17	1
0	4310-433-3001	FITTING ASSEMBLY SAFETY 2740235 (78385)		EA	1		*	*	*	18	1
0	4820-032-7661	VALVE ASSEMBLY, CHECK 140B100 (78385)		EA	1		*	*	*	19	1
0	4820-602-4412	REGULATOR, FLUID PRESSURE: BACK PRESSURE VALVE 2670100-1 (78385)		EA	2		*	*	*	20	1
0		CLAMP, HOSE: SEPARATOR AND LEAD ASSEMBLY MTG 3090682 (78385)		EA	1					21	1
0	4310-115-3971	SEPARATOR AND LEAD ASSEMBLY 4455-0025 (78385)		EA	1		*	*	*	21	2
0	4310-460-663	VALVE, CHECK DUMP 4465-0040 (78385)		EA	1		*	*	*	21	18
0	4310-115-397	DEHYDRATOR 600100-1 (56190)		EA	1		*	*	*	22	1
20		SCREW, W/CS: DEHYDRATOR CAP 100488-1 (56190)		EA	2					22	2
20		COVER: DEHYDRATOR CAP 100885-1 (56190)		EA	1					22	3
0	5340-804-2021	RING, RETAINING: DEHYDRATOR PERFORATOR HEAD 5100-935MD (79136)		EA	1		*	*	*	22	4
1		CAP: DEHYDRATOR 500232-1 (56190)		EA	1					22	5
20		HEAD, PERFORATOR: DEHYDRATOR 300430-1 (56190)		EA	1					22	6
0	5330-186-4128	WASHER, NONMETALLIC: DEHYDRATOR PERFORATOR HEAD MTG AN6246-36 (88044)		EA	1		*	*	2	22	7
0	5330-196-5322	PACKING, PREFORMED: DEHYDRATOR PERFORATOR HEAD MTG AN6227-36 (88044)		EA	1		*	*	2	22	8
0	5340-113-1607	SPRING: DEHYDRATOR PERFORATOR HEAD 101086-1 (56190)		EA	6		*	*	*	22	9
0	5330-113-3826	RETAINER, SEAL: DEHYDRATOR CARTRIDGE 300575-1 (56190)		EA	1		*	*	*	22	10
0	5330-640-9476	PACKING, PREFORMED: DEHYDRATOR CARTRIDGE SEAL RETAINER MTG AN6227-34 (88044)		EA	1		*	*	2	22	11
0		SCREW, CAP, SOCKET HEAD: DEHYDRATOR CARTRIDGE SEAL RETAINER TO PERFORATOR HEAD MTG, 1/4-20 THD SIZE, 1 1/4 IN. LG MS35457-38 (96906)		EA	2					22	12

(1) SMR CODE	(2) FEDERAL STOCK NUMBER	(3) DESCRIPTION REF NUMBER & MFR CODE	(4) USABLE ON CODE	(5) UNIT OF MEAS QTY INC IN UNIT	(6) 15-DAY ORGANIZATIONAL MAINTENANCE ALW				(7) ILLUS- TRATION		
					(a)	(b)	(c)	(d)	(a)	(b)	
					1-5	6-20	21-50	51-100	FIG. NO.	ITEM NO.	
X20		SPACER; PERFORATOR DISC MTG 101085-1 (56190)		EA	1					22	13
O	531 0-807-1468	NUT, SELF-LOCKING, HEXAGON; DEHYDRATOR PERFORATOR MTG, 1/4-28 THD SIZE AN3 64-428C (88044)		EA	4					22	14
X20		DISC; DEHYDRATOR PERFORATOR MTG 300577-1 (56190)		EA	1					22	15
O		WASHER, FLAT; PERFORATOR DISC MTG, 1/4 IN. SCREW SIZE AN960-416L (88044)		EA	1					22	16
X20		SCREW, MACHINE; DEHYDRATOR DISC TO CARTRIDGE SEAL RETAINER MTG, WASHER HEAD, 1/4-28 THD SIZE, 5/8 IN. LG AN525-416-10 (88044)		EA	1					22	17
O		NUT, PLAIN, HEXAGON; PERFORATOR TO DISC MTG, 1/4-28 THD SIZE AN345-416 (88044)		EA	4					22	18
X20		PERFORATOR; DEHYDRATOR CARTRIDGE 300576-1 (56190)		EA	4					22	19
X20		PLATE, INSTRUCTION; DEHYDRATOR 102142-1 (56190)		EA	1					22	20
P O	4440-580-7293	CARTRIDGE, DEHYDRATOR M1 LC4952MA1 (96906)		EA	1	8	20	40	84	22	21
O		SCREW, MACHINE; DEHYDRATOR PERFORATOR ASSEMBLY MTG, WASHER HEAD, NO. 10-32 THD SIZE, 3/8 IN. LG AN525-10-6 (88044)		EA	1					22	22
X20		PERFORATOR ASSEMBLY; DEHYDRATOR 300607-1 (56190)		EA	1					22	23
X20		SPACER; DEHYDRATOR PERFORATOR ASSEMBLY 300432-1 (56190)		EA	1					22	24
X20		BODY; DEHYDRATOR 500234-1 (56190)		EA	1					22	25
X20		BUSHING, REDUCER; DEHYDRATOR TOP 300451-1 (56190)		EA	1					22	26
P O	5330-297-6868	PACKING, PREFORMED; DEHYDRATOR ADAPTER MTG AN6290-10 (88044)		EA	2	*	*	*	2	22	27
X20		BOLT, U; DEHYDRATED MTG BRACKET MTG, 1/4-28 THD SIZE 300573-1 (56190)		EA	2					22	28
X20		BRACKET; DEHYDRATOR MTG 300572-1 (56190)		EA	2					22	29
X20		NUT, SELF-LOCKING, HEXAGON; DEHYDRATOR MTG BRACKET MTG, 1/4-28 THD SIZE AN365-428A (88044)		EA	4					22	30
P O	4730-118-8549	ADAPTER; DEHYDRATOR 300450-1 (56190)		EA	1	*	*	*	*	22	31
O	5305-639-8117	SCREW, CAP, HEXAGON HEAD; DEHYDRATOR MTG, 3/8-16 THD SIZE, 7/8 IN. LG MS35297-59 (96906)		EA	4					22	32
O		WASHER, LOCK; DEHYDRATOR MTG, EXTERNAL TEETH, 3/8 IN. SCREW SIZE MS35335-41 (96906)		EA	4					22	33
O	5310-543-2628	NUT, PLAIN, HEXAGON; DEHYDRATOR MTG, 3/8-16 THD SIZE MS35690-602 (96906)		EA	4					22	34

(1) SMF COD	(2) FEDERAL STOCK NUMBER	(3) DESCRIPTION USABLE ON CODE REF NUMBER & MFR CODE	(4) JNIT OF WEA:	(5) QTY INC IN JNIT	(6) 30-DAY DS MAINT ALLOWANCE			(7) 30 Y GS LOW		INT E (c)	(8) 1-YR ALW PER 100 QUIP NTG:	(9) DEPO MAINT ALW PER 100 QUIP	(10) ILLUS- TRATION		
					(a)	(b)	(c)	(a)	(b)				(a)	(b)	
					1-2C	21-5	51-10C	1-2C	21-50				1-10I	FIG. NO.	ITEM NO.
		SECTION V - REPAIR PARTS FOR DS, GS AND DEPOT MAINTENANCE													
		GROUP 01 - ENGINE ASSEMBLY													
2F		ENGINE AND MOUNTING BRACKET ASSEMBLY 4475-0007 (78385)	EA											1	
F	5310-584-5005	NUT, PLAIN, HEXAGON: ENGINE MOUNT TO BRACKET MTG, 1/4-20 THD SIZE MS35690-405 (96906)	EA											2	
O	5310-584-5005	NUT, PLAIN, HEXAGON: EXHAUST PIPE TO ENGINE MTG, 1/4-20 THD SIZE MS35690-405 (96906)	EA											2	
O	5310-582-5965	WASHER, LOCK: EXHAUST PIPE TO ENGINE MTG, 1/4 IN. SCREW SIZE MS35338-44 (96906)	EA										1	3	
O	2990-116-0258	PIPE, EXHAUST: ENGINE 4428-0317 (78385)	EA			*	*	*	*	*	1	1	1	4	
O	3305-225-3840	SCREW, CAP, HEXAGON HEAD: EXHAUST PIPE TO ENGINE MTG, 1/4-20 THD SIZE, 7/8 IN. LG MS35297-7 (96906)	EA										1	5	
O	4310-115-8897	CABLE ASSEMBLY, SPECIAL PURPOSE, ELECTRICAL ENGINE TO HOURMETER 4445-0220 (78385)	EA	1		*	*	*	*	*	2	2	1	6	
3FH 2FT	31-167-122 2805-072-4871	ENGINE, GASOLINE <i>2A 016-4</i> 24016-3 (97403) (REFER TO TM 5-2805-257-14 FOR PARTS BREAKDOWN)	EA	1		*	*	*	*	*	1	1	1	7	
2F		BRACKET, ENGINE MOUNTING 407-0396-2 (78385)	EA	2									1	8	
2F		WASHER, LOCK: ENGINE MOUNT TO BRACKET AND MTG BRACKET TO ENGINE MTG, 1/4 IN. SCREW SIZE MS35338-44 (96906)	EA	12									1	9	
F	3305-068-0501	SCREW, CAP, HEXAGON HEAD: ENGINE MTG BRACKET TO ENGINE MTG, 1/4-20 THD SIZE, 5/8 IN. LG MS35297-5 (96906)	EA	12									1	10	
2F		WASHER, LOCK: ENGINE MTG BRACKET TO ENGINE MTG, EXTERNAL TEETH, 1/4 IN. SCREW SIZE MS35335-33 (96906)	EA	12									1	11	
2F		BRACKET, LIMITING: ENGINE SHOCK MOUNT 409-0429 (78385)	EA	1									1	12	
2F		BRACKET, ENGINE MOUNTING 407-0396-1 (78385)	EA	1									1	13	
F	3340-450-4073	MOUNT, ENGINE 607-0010 (78385)	EA	4		*	*	2	*	*	2	10	50	1	14
2F		BRACKET, SUPPORT: ENGINE 4407-0084 (78385)	EA	1									1	15	
F		SCREW, CAP, HEXAGON HEAD: ENGINE SUPPORT BRACKET TO FRAME MTG, 5/16-18 THD SIZE, 7/8 IN. LG MS35297-33 (96906)	EA	4									1	16	
F	3310-167-0721	WASHER, LOCK: ENGINE SUPPORT BRACKET TO FRAME MTG, INTERNAL TEETH, 5/16 IN. SCREW SIZE MS35333-41 (96906)	EA	4									1	17	

(1) SMR	(2) FEDERAL STOCK NUMBER	(3) DESCRIPTION REF NUMBER & MFR CODE	(4) USABLE ON CODE	(5) UNIT OF MEAS	(6) 30-DAY MAINT ALLOWANCE	(7) 30-DAY MAINT ALLOWANCE	(8) 1-YR ALW PER 100 EQUIP CNTGY	(9) DEPOT MAINT ALW PER 100 EQUIP	(10) ILLUSTRATION							
									(a)	(b)	(c)	(a)	(b)	(c)	(a)	(b)
									1-20	21-50	51-100	1-20	21-50	51-100	FIG. NO.	ITEM NO.
F	5310-543-2629	NUT, PLAIN, HEXAGON: ENGINE SUPPORT BRACKET TO FRAME MTG, 5/16-18 THD SIZE MS35690-502 (96906)		EA	4						1	18				
2F		STRAP, GROUND: ENGINE BASE 4445-0221 (78385)		EA	1						1	19				
2F		BRACKET, ENGINE MOUNTING 407-0427 (78385)		EA	1						1	20				
		GROUP 02 - TANKS, LINES, FITTINGS														
O		RIVET, BLIND: FUEL TANK CAP MTG AD42ABS (07707)		EA	1						2	1				
O	5310-082-1404	WASHER, FLAT: FUEL TANK CAP MTG RIVET, 0.156 IN. ID, 0.375 IN. OD, 0.049 IN. THK MS15795-206 (96906)		EA	1						2	2				
O		TANK, FUEL, ENGINE: AIR COMPRESSOR ASSEMBLY 4457-0025 (78385)		EA	1	*	*	*	*	*	2	2	2	3		
O	2910-605-1353	CAP, FUEL TANK 2302D017 (78252)		EA	1	*	*	2	*	*	2	6	6	2	4	
O	2910-115-0471	STRAINER, FUEL: FUEL TANK 2343B053 (78252)		EA	1	*	*	*	*	*	*	6	10	2	5	
20		BAR, REINFORCING: ENGINE FUEL TANK MTG 407-0419 (78385)		EA	2									2	6	
O	5305-988-1723	SCREW, MACHINE: ENGINE FUEL TANK MTG, 1/4-20 THD SIZE, 1/2 IN. LG MS35223-79 (96906)		EA	5									2	7	
O	5305-988-1724	SCREW, MACHINE: FUEL TANK AND GROUND STRAP MTG, NO. THD SIZE, 5/8 IN. LG MS35223-80 (96906) 1/4-20		EA	1									2	8	
20		STRAP, GROUND: FUEL TANK 4445-0222 (78385)		EA	1									2	9	
O	5305-614-0246	SCREW, MACHINE: FUEL HOSE CLAMP MTG, NO. 10-32 THD SIZE, 1/2 IN. LG AN501-10-8 (88044)		EA	2									2	10	
O	5340-290-0781	CLAMP, LOOP: FUEL HOSE ASSEMBLY MTG, CUSHIONED MS21919DF6 (96906)		EA	3									2	11	
O	4720-116-0063	HOSE ASSEMBLY, FUEL: SHUTOFF VALVE TO ENGINE 735874-5 (78385)		EA	1	*	*	2	*	*	2	10	20	2	12	
O	4730-118-8544	ELBOW, PIPE TO TUBE: FUEL HOSE TO CARBURETOR MTG, 90 DEG, 3/16 IN. TUBE SIZE, ONE END FEMALE, INVERTED FLARE, 3/8-24 THD SIZE, OTHER END MALE, 1/8-27 THD SIZE 700832 (78385)		EA	1	*	*	*	*	*	*	3	3	2	13	
O	5310-576-5752	WASHER, LOCK: FUEL HOSE MTG, INTERNAL TEETH, NO. 10 SCREW SIZE MS35333-39 (96906)		EA	4									2	14	
O	5310-012-0614	NUT, PLAIN, HEXAGON: FUEL HOSE MTG, NO. 10-32 THD SIZE MS35690-302 (96906)		EA	4									2	15	
O	5310-209-0786	WASHER, LOCK: ENGINE FUEL TANK MTG, EXTERNAL TEETH, 1/4 IN. SCREW SIZE MS35335-33 (96906)		EA	6									2	16	

(1) SMR ODE	(2) FEDERAL STOCK NUMBER	(3) DESCRIPTION USABLE ON CODE REF NUMBER & MFR CODE	(4) UNIT OF MEAS	(5) QTY INC IN UNIT	(6) 30-DAY DS MAINT ALLOWANCE			(7) 30-DAY GS MAINT ALLOWANCE			(8) 1-YR ALW PER 100 EQUIP CNTG	(9) DEPO MAINT ALW PER 100 EQUIP	(10) ILLUS- TRATION	
					(a)	(b)	(c)	(a)	(b)	(c)			(a)	(b)
					1-20	21-50	51-100	1-20	21-50	51-100			FIG. NO.	ITE/ NO.
0	5310-584-5005	NUT, PLAIN, HEXAGON: ENGINE FUEL TANK AND SHUTOFF VALVE TEE MTG, 1/4-20 THD SIZE MS35690-405 (96906)	EA	7									2	17
0		NIPPLE, PIPE: FUEL FILTER TO FUEL TANK MTG, BOTH ENDS MALE, 1/8-27 THD SIZE 1-8FFB (45681)	EA	1									2	18
0	4730-940-1000	ELBOW, PIPE TO TUBE: FUEL FILTER TO TUBE MTG, 90 DEG, ONE END MALE, 1/8-27 THD SIZE, OTHER END MALE, 3/16 IN. TUBE SIZE, 3/8-24 THD SIZE, FLARED 4CB12B (09523)	EA	2									2	19
0		TUBE, COPPER: FUEL TANK FILTER TO CARBURETOR HOSE, 1/4 IN. OD, 3 FT 4 IN. LG 428-0490 (78385)	EA	1	*	*	2	*	*	2	6	10	2	20
0	4730-278-8253	ADAPTER, STRAIGHT, PIPE TO TUBE: FUEL HOSE ASSEMBLY TO TEE MTG, ONE END FEMALE, 3/16 IN. TUBE SIZE, INVERTED FLARE, 3/8-24 THD SIZE, OTHER END MALE, 1/8-27 THD SIZE 200X3 (04255)	EA	1									2	21
0	4820-275-2224	COCK, DRAIN: FUEL TANK 150 (79470)	EA	1	*	*	2	*	*	2	6	5	2	22
0	4730-856-2101	ELBOW, STREET: FUEL TANK DRAIN COCK TO TEE MTG, 90 DEG, ONE END MALE, 1/8-27 THD SIZE, OTHER END FEMALE, 1/8-27 THD SIZE 3400X2 (04255)	EA	1									2	23
0	5307-113-1675	STUD, MOUNTING: FUEL SHUTOFF VALVE TEE MTG 4T221B (84561)	EA	1	*	*	*	*	*	*	2	2	2	24
0	5310-582-5965	WASHER, LOCK: FUEL SHUTOFF VALVE MTG, 1/4 IN. SCREW SIZE MS35338-44 (96906)	EA	1									2	25
0		CLAMP, CUSHIONED: FUEL TUBES MTG 448-0552 (78385)	EA	2									2	26
0		CLAMP, CUSHIONED: FUEL TUBES MTG MS21919DG4 (96906)	EA	2									2	27
0	4730-263-2733	TEE, PIPE: FUEL TANK DRAIN COCK, ONE END FEMALE, 1/8-27 THD SIZE, TWO ENDS MALE, 1/8-27 THD SIZE 3750X2 (04255)	EA	1									2	28
0	4730-287-1614	COUPLING, PIPE: FUEL TANK TO CARBURETOR, 1/8-27 THD SIZE 3300X2 (04255)	EA	1									2	29
0	4730-278-4357	ADAPTER, STRAIGHT, PIPE TO TUBE: FUEL TANK TO CARBURETOR TUBE MTG, ONE END MALE, 1/8-27 THD SIZE, OTHER END MALE, 1/4 IN. TUBE SIZE, 7/16-24 THD SIZE 68X4 (04255)	EA	2									2	30
0	5305-543-2223	SCREW, MACHINE: FUEL TUBE CLAMPS AND SPACER MTG, NO. 10-32 THD SIZE, 1 IN. LG MS35224-67 (96906)	EA	1									2	31
0	4310-115-3949	TUBE ASSEMBLY, TANK: FUEL TANK TO DRAIN VALVE 428-0485 (78385)	EA	1		*		*	*			5	2	32
0		SPACER: FUEL TUBES MTG 430-0114 (78385)	EA	1									2	33

(1) SMR CODE	(2) FEDERAL STOCK NUMBER	(3) DESCRIPTION REF NUMBER & MFR CODE	(4) USABLE ON CODE UNIT OF MEAS	(5) QTY INC IN UNIT	(6) 30-DAYDS MAINT ALLOWANCE			(7) 30-DAYGS MAINT ALLOWANCE			(8) 1-YR ALW PER 100 EQUIP CNTGY	(9) DEPOT MAINT ALW PER 100 EQUIP	(10) ILLUS- TRATION	
					(a)	(b)	(c)	(a)	(b)	(c)			(a)	(b)
					1-20	21-50	51-100	1-20	21-50	51-100			FIG. NO.	ITEM NO.
		GROUP 03 - INSTRUMENT PANEL												
2F		PANEL ASSEMBLY, INSTRUMENT 4457-0022 (78385)	EA	1									3	
O	6685-802-8809	GAGE, PRESSURE, DIAL INDICATING; RECEIVER PRESSURE, 0 TO 5000 PSI 5093-0-5000 (61349)	EA	1	*	*	2	*	*	2	6	5	3	1
O	5305-889-3000	SCREW, MACHINE: PRESSURE GAGES AND HOURMETER MTG, NO. 6-32 THD SIZE, 1/2 IN. LG MS35223-30 (96906)	EA	12									3	2
F	5305-989-7434	SCREW, MACHINE: INSTRUMENT PANEL MTG, PAN HEAD, NO. 10-32 THD SIZE, 1/2 IN. LG MS35224-63 (96906)	EA	12									3	3
O	6685-143-6688	GAGE, PRESSURE, DIAL INDICATING; HIGH PRESSURE, 0 TO 4000 PSI 5093-0-4000 (61349)	EA	1	*	*	2	*	*	2	6	5	3	4
F	5310-061-7326	NUT, SELF-LOCKING, HEXAGON; INSTRUMENT PANEL MTG, NO. 10-32 THD SIZE MS20365-1032C (96906)	EA	10									3	5
O	5310-579-0079	WASHER, LOCK: PRESSURE GAGES MTG, INTERNAL TEETH, NO. 6 SCREW SIZE MS35333-37 (96906)	EA	9									3	6
O		NUT, PLAIN, HEXAGON: PRESSURE GAGES AND HOURMETER MTG, NO. 6-32 THD SIZE MS35649-62 (96906)	EA	9									3	7
2F		PANEL ASSEMBLY, INSTRUMENT 4457-0023 (78385)	EA	1									3	8
O	4310-113-9480	VALVE, REGULATOR: INSTRUMENT PANEL 380190 (99657)	EA	1	*	*	2	*	*	2	6	10	3	9
O	4310-115-3950	RECEPTACLE ASSEMBLY: MOISTURE SEPARATOR HEATER 4445-0219 (78385)	EA	1	*	*	*	*	*	*	5	10	3	10
O	5310-889-2543	NUT, SELF-LOCKING, HEXAGON; MOISTURE SEPARATOR HEATER RECEPTACLE MTG, PAN HEAD, NO. 4-40 THD SIZE MS20365-440C (96906)	EA	4									3	11
O	4820-892-5375	VALVE, GLOBE: RECEIVER BY-PASS AND OUTLET SHUTOFF PY271 (28968)	EA	2	*	*	2	*	*	2	6	10	3	12
O	5310-011-4601	WASHER, LOCK: HOURMETER MTG, EXTERNAL TEETH, NO. 6 SCREW SIZE MS35335-30 (96906)	EA	3									3	13
O	4310-433-3005	VALVE, PUSH: INSTRUMENT PANEL MAV2 (90526)	EA	1	*	*	2	*	*	2	6	10	3	14
O	5310-167-0839	WASHER, FLAT: PUSH VALVE TO INSTRUMENT PANEL MTG, 1/2 IN. SCREW SIZE AN960-816L (88044)	EA	1									3	15
O	4310-107-0980	BUTTON, PUSH VALVE: INSTRUMENT PANEL 11916 (90526)	EA	1	*	*	2	*	*	2	6	10	3	16
O	4730-118-8545	PLUG, COUPLING: INSTRUMENT PANEL PRESSURE OUTLET 607-0008 (78385)	EA	1	*	*	*	*	*	*	2	2	3	17
O		HOURMETER: INSTRUMENT PANEL MS635-2 (74400)	EA	1	*	*	*	*	*	*	5	5	3	18

(1) SMR CODE	(2) FEDERAL STOCK NUMBER	(3) DESCRIPTION REF NUMBER & MFR CODE	(4) USABLE ON CODE	(5) UNIT OF MEAS	(6) 30-DAY DS MAINT ALLOWANCE			(7) 30-DAY GS MAINT ALLOWANCE			(8) 1-YR ALW PER 100 EQUIP CNTGY	(9) DEPOT MAINT ALW PER 100 EQUIP	(10) ILLUS- TRATION	
					(a)	(b)	(c)	(a)	(b)	(c)			(a)	(b)
					1-20	21-50	51-100	1-20	21-50	51-100			FIG. NO.	ITEM NO
0	5305-889-2997	SCREW, MACHINE; MOISTURE SEPARATOR HEATER RECEPTACLE MTR. PAN HEAD, NO. 4-40 THD SIZE, 3/8 IN. LG MS35223-15 (96906)	EA	4									3	19
0	6685-081-6334	GAGE, PRESSURE, DIAL INDICATING: LOW PRESSURE, 0 TO 600 PSI 5003 (61349)	EA	1	*	*	2	*	*	2	6	5	3	20
0		WASHER, FLAT; REGULATOR VALVE TO INSTRUMENT PANEL MTG, 2.156 IN. ID, 2.875 IN. OD, 0.032 IN. THK, ALUMINUM ALLOY 448-0548 (78385)	EA	1									3	21
0	5330-981-7574	GASKET; PRESSURE REGULATOR AND GAGES TO FITTINGS MTG 130A0432 (78385)	EA	9	2	2	8	2	2	8	100	500	4	1
0	5330186-4447	PACKING, PREFORMED; LOW PRESSURE GAGE ELBOW AND PRESSURE REGULATOR FITTINGS MTG, 1/4 IN. TUBE SIZE, 0.3430 IN. ID, 0.577 IN. OD, 0.094 IN. THK MS28777-4 (96906)	EA	4	2	2	4	2	2	4	50	400	4	2
0	4730-580-7302	LOCKNUT, TUBE FITTING; PRESSURE REGULATOR AND LOW PRESSURE GAGE TUBES MTG, 1/4 IN. TUBE SIZE, 7/16-20 THD SIZE AN6289C4 (88044)	EA	4	*	*	*	*	*	*	3	3	4	3
0	4730-722-7214	ELBOW, TUBE; BULKHEAD, LOW PRESSURE GAGE TO TUBE, 1/4 IN. TUBE SIZE, 7/16-20 THD SIZE, 90 DEG AN633-4C (88044)	EA	1	*	*	*	*	*	*	2	2	4	4
0	4310-115-3953	TUBE ASSEMBLY; PRESSURE REGULATOR TO LOW PRESSURE GAGE 4428-0332 (78385)	EA	1	*	*	*	*	*	*	3	3	4	5
0	4730-698-4048	ADAPTER, STRAIGHT, PIPE TO TUBE; LOW PRESSURE GAGE TO GAGE PROTECTOR, ONE END MALE, 1/4-18 THD SIZE, OTHER END MALE, 1/4 IN. TUBE SIZE, 7/16-20 THD SIZE AN816-4-4C (88044)	EA	1									4	6
0	4310-115-2473	PROTECTOR, GAGE; LOW PRESSURE GAGE 1159B2PP700 (91816)	EA	1	*	*	*	*	*	*	2	2	4	7
0	4730-278-3905	BUSHING, PIPE; GAGE PROTECTOR TO REGULATOR VALVE AND RECEIVER BY-PASS VALVE TO TUBE, ONE END MALE, 1/4-18 THD SIZE, OTHER END FEMALE, 1/8-27 THD SIZE AN912-1C (88044)	EA	2									4	8
0	4730-119-9858	NIPPLE, FLARED TUBE AND PIPE THREAD; GAGE PROTECTOR TO REGULATOR VALVE ELBOW MTG 428-0459 (78385)	EA	1	*	*	*	*	*	*	2	2	4	9
0	4730-079-2396	PLUG, MACHINE THREAD; PRESSURE REGULATOR VALVE, 1/4 IN. TUBE SIZE, 7/16-20 THD SIZE AN814-4C (88044)	EA	1	*	*	*	*	*	*	2	2	4	10
0	4730-722-4856	ELBOW, TUBE; PRESSURE REGULATOR TO GAGE PROTECTOR, FEMALE, 90 DEG, 1/4 IN. TUBE SIZE, 7/16-20 THD SIZE AN939C4 (88044)	EA	1									4	11
0	4730-698-4033	NIPPLE, TUBE; PRESSURE REGULATOR TO GAGE PROTECTOR, 1/4 SIZE, 7/16-20 THD SIZE IN. TUBE AN632-4C (88044)	EA	1	*	*	*	*	*	*	2	2	4	12

(1) SMR CODE	(2) FEDERAL STOCK NUMBER	(3) DESCRIPTION REF NUMBER & MFR CODE	(4) USABLE ON CODE JNIT OF MEAS	(5) QTY INC IN UNIT	(6)			(7)			(8) 1-YR ALW PER 100 QUIP NTGY	(9) DEPOI MAINT ALW PER 100 QUIP	(10) ILLUS- TRATION	
					30	Y D:	JNT	30-DAY GS MAINT					FIG NO.	TEA NO.
					(a)	LOW	DE	(a)	(b)	(c)				
1-20	21-51	51-100	1-20	21-50	51-100									
O	4730-640-0610	NIPPLE, TUBE: RECEIVER PRESSURE AND HIGH PRESSURE GAGE TUBES MTG, BOTH ENDS MALE, 1/4 IN. TUBE SIZE, 7/16-20 THD SIZE AN815-4c (88044)	EA	2									1	13
O	4310-115-3951	TUBE ASSEMBLY: SHUTOFF VALVE TO RECEIVER GAGE 4428-0330 (78385)	EA	1	*	*	*	*	*	*	3	3	1	14
O	4730-762-2716	TEE, TUBE: REGULATOR VALVE, ALL ENDS MALE, 1/4 IN. TUBE SIZE, 7/16-20 THD SIZE AN804c4 (88044)	EA	2	*	*	*	*	*	*	2	2	1	15
O	4310-115-3955	TUBE ASSEMBLY: PRESSURE REGULATOR TO SHUTOFF VALVE 4428-0334 (78385)	EA	1	*	*	*	*	*	*	3	3	1	16
O	4310-115-3954	TUBE ASSEMBLY: PRESSURE REGULATOR TO HIGH PRESSURE GAGE 4428-0333 (78385)	EA	1	*	*	*	*	*	*	3	3	1	17
O	4730-054-8168	TEE, PIPE TO TUBE: RECEIVER BY-PASS VALVE, FIRST AND THIRD ENDS MALE, 1/4 IN. TUBE SIZE, 7/16-20 THD SIZE, SECOND END MALE, 1/8-27 THD SIZE MS20825-4J (96906)	EA	1	*	*	*	*	*	*	2	2	1	18
O	4730-278-5610	ELBOW, PIPE TO TUBE: RECEIVER BY-PASS AND OUTLET SHUTOFF VALVES TO TUBE MTG, 90 DEG, ONE END MALE, 1/4 IN. TUBE SIZE, 7/16-20 THD SIZE, OTHER END MALE, 1/8-27 THD SIZE MS20822-4-4c (96906)	EA	3	*	*	*	*	*	*	2	2	1	19
O	4310-115-3956	TUBE ASSEMBLY: OUTLET SHUTOFF VALVE TO OUTLET 4428-0335 (78385)	EA	1	*	*	*	*	*	*	3	3	1	20
O	4730-684-7310	NUT, TUBE COUPLING: INSTRUMENT PANEL PRESSURE OUTLET, 1/4 IN. TUBE SIZE, 7/16-20 THD SIZE AN924-4c (88044)	EA	1									1	21
O	4310-115-3957	TUBE, DUMP VALVE TO ATMOSPHERE 428-0480 (78385)	EA	1	*	*	*	*	*	*	3	3	1	22
O	4730-136-1979	NUT, FERRULE: DUMP VALVE TO ATMOSPHERE TUBE MTG 4B512B (45681)	EA	2	*	*	*	*	*	*	3	3	1	23
O	4730-118-1345	ADAPTER, TUBE: DUMP VALVE TO ATMOSPHERE TUBE MTG 4428-0198 (78385)	EA	2	*	*	*	*	*	*	3	3	1	24
O	4730-118-5096	UNION, BULKHEAD: INSTRUMENT PANEL PRESSURE OUTLET 4428-0171 (78385)	EA	1	*	*	*	*	*	*	2	2	1	25
O	4310-115-3952	TUBE ASSEMBLY: SHUTOFF VALVE TO PRESSURE REGULATOR 4428-0331 (78385)	EA	1	*	*	*	*	*	*	3	3	1	26
		GROUP 04 - FRAME ASSEMBLY												
F		MASS IS AND WHEEL ASSEMBLY: AIR COMPRESSOR 4460-0004 (78385)	EA	1									1	1
O	4305-018-0017	SCREW, CAP, HEXAGON HEAD: BRAKE SHAFT BRACKET MTG, 1/4-20 THD SIZE, 9/16 IN. LG MS35297-4 (96906)	A	2									1	2
F	4305-018-0017	SCREW, CAP, HEXAGON HEAD: BRAKE SUPPORT AND AIR TANK MTG BRACKET MTG, 1/4-20 THD SIZE, 9/16 IN. LG MS35297-4 (96906)	A	12									1	2

(1) SMR	(2) FEDERAL STOCK NUMBER	(3) DESCRIPTION REF NUMBER & MFR CODE	(4) USABLE ON CODE	(5) QTY INC IN JNIT	(6) 30-DAY DS MAINT ALLOWANCE			(7) 30-DAY GS MAINT ALLOWANCE			(8) 1-YR ALW PER 100 QUIT NTGY	(9) DEPOT MAINT ALW PER 100 QUIT	(10) ILLUSTRATION		
					(a)	(b)	(c)	(a)	(b)	(c)			(a)	(b)	
					1-2	21-50	51-100	1-20	21-50	1-100			FIG. NO.	TEM NO.	
2F		BRACKET, MOUNT ING, AIR TANK 4407-0086 (78385)	EA	2									5	3	
F	4310-433-3011	CUSH ION. TANK 430-0094 (78385)	EA	4		2	2	*	;	2	20	100		4	
2F		FRAME, MOUNT ING: AIR COMPRESSOR 4407-0078 (78385)	EA	1										5	5
O	5310-584-5005	NUT, PLAIN, HEXAGON: WHEEL ASSEMBLY AXLE SHAFT, BRAKE SHAFT BRACKET MTG, 1/4-20 THD SIZE MS35690-405 (96906)	EA	8										5	6
F	5310-584-5005	NUT, PLAIN, HEXAGON: BRAKE SUPPORT AND AIR TANK MTG BRACKET MTG, 1/4-20 THD SIZE MS35690-405 (96906)	EA	12										5	6
O	5310-582-5965	WASHER, LOCK: WHEEL ASSEMBLY AXLE SHAFT, BRAKE SHAFT BRACKET MTG, 1/4 IN. SCREW SIZE MS35338-44 (96906)	EA	8										5	7
F	5310-582-5965	WASHER, LOCK: BRAKE SUPPORT AND AIR TANK MTG BRACKET MTG, 1/4 IN. SCREW SIZE MS35338-44 (96906)	EA	12										5	7
20		SPACER, SHAFT: WHEEL ASSEMBLY AXLE SHAFT MTG 430-0096 (78385)	EA	2										5	8
20		PIN, SPRING: BRAKE SHOE MTG, 0.250 IN. DIA, 0.750 IN. LG, 0.048 IN. MATERIAL THK MS171650 (96906)	EA	2										5	9
20		BOLT, U: WHEEL ASSEMBLY AXLE SHAFT MTG, 1/4-20 THD SIZE 648-0066 (78385)	EA	2										5	10
20		SHAFT, AXLE: WHEEL ASSEMBLY 412-0101 (78385)	EA	1										5	11
20		RING, RETAIN ING: WHEEL ASSEMBLY SPACER MS16633-75 (96906)	EA	2										5	12
20		SPACER: WHEEL ASSEMBLY 430-0090 (78385)	EA	2										5	13
20		WHEEL ASSEMBLY, WITH TIRE AND TUBE S3776 (94189)	EA	2										5	14
O	5330-113-3865	SEAL, OIL: WHEEL ASSEMBLY 3480 (94189)	EA	1		*	*	*	*	*	2	2		5	15
O	2610-051-9114	TUBE, RUBBER: WHEEL ASSEMBLY, SIZE 4.10/3.50 BY 6 MS35392-48 (96906)	EA	1		*	2	*	*	2	6	10		5	16
O	2610-050-9560	TIRE, RUBBER: WHEEL ASSEMBLY, SIZE 4.10/3.50 BY 6, 4 PLY SR TREAD MS35389-1 (96906)	EA	1		*	2	*	*	2	6	6		5	17
O	3110-606-1842	CUP, TAPERED ROLLER BEARING: WHEEL ASSEMBLY LM11910 (60038)	EA	2		*	*	*	*	*	2	2		5	18
O	3110-606-1839	CONE AND ROLLERS, TAPERED ROLLER BEARING: WHEEL ASSEMBLY LM11949 (60038)	EA	2		*	*	*	*	*	3	3		5	19
20		CAP, DUST: WHEEL ASSEMBLY 3447 (94189)	EA	1										5	20
O	5315-845-7787	PIN, COTTER: WHEEL ASSEMBLY MTG, 3/32 IN. DIA, 1 1/2 IN. LG AN380-3-6 (88044)	EA	2										5	21

(1) SMR CODI	(2) FEDERAL STOCK NUMBER	(3) DESCRIPTION REF NUMBER & MFR CODE	(4) USABLE ON CODE	(5) UNIT OF MEA	(6) 30-DAY DS MAINT ALLOWANCE			(7) 30-DAY GS MAINT LOWANCE			(8) 1-YR ALW PER 100 QUIF NTG	(9) DEPO MAINT ALW PER 100 QUIF	(10) IL TR ON		
					(a)	(b)	(c)	(a)	(b)	(c)			(a)	(b)	
					1-2	21-51	51-101	1-2	21-51	51-101			FIG NO.	TEA NO.	
20		NUT, SLOTTED, HEXAGON; WHEEL ASSEMBLY MTG, 3/4-16 THD SIZE 448-0473 (78385)		EA										22	
0	5310-639-8037	WASHER, FLAT; WHEEL ASSEMBLY MTG, 0.812 IN. ID, 1.500 IN. OD, 0.134 IN. THK MS15795-222 (96906)		EA										23	
20		SHOE, BRAKE 4407-0038 (78385)		EA										24	
0	5315-827-5373	PIN, STRAIGHT, HEADED; BRAKE YOKE MTG, 5/16 IN. DIA, 31/32 IN. LG, 1/8 IN. HOLE DRILLED, 5/32 IN. FROM PIN END		EA	1									25	
20		YOKE, BRAKE; WHEEL END 607-0003 (78385) (INCLUDES PIN)		EA	4									26	
0	5315-043-2254	PIN, COTTER; BRAKE YOKE MTG, 3/32 IN. DIA, 0.500 IN. LG AN381 -3-8 (83044)		EA	1									27	
0		NUT, PLAIN, HEXAGON; BRAKE ROD MTG, 5/16-24 THD SIZE MS35690-525 (96906)		EA	2									28	
20		ROD, BRAKE 407-0207 (78385)		EA	2									29	
20		YOKE, BRAKE; PEDAL END 407-0232 (78385) (INCLUDES PIN)		EA	4									30	
20		BRACKET, BRAKE SHAFT 4407-0036 (78385)		EA	2									31	
20		PIN, SPRING; BRAKE LEVER MTG, 0.125 IN. DIA, 1 IN. LG, 0.028 IN. MATERIAL THK MS171534 (96906)		EA	2									32	
0		SHAFT, BRAKE 412-0102 (78385)		EA	1									33	
0		RING, RETAINING; PEDAL PIN MTG MS16633-1018 (96906)		EA	2									34	
0		PEDAL AND FOOT ASSEMBLY 4460-0002 (78385)		EA	1									35	
0		RING, RETAINING; PEDAL AND FOOT ASSEMBLY LINK AND PIN MTG MS16633-1025 (96906)		EA	4									36	
0		LINK AND PIN; PEDAL AND FOOT ASSEMBLY 4417-0014 (78385)		EA	2									37	
0		FOOT, LANDING 417-0063 (78385)		EA	1									38	
0		PIN, FOOT 448-0497 (78385)		EA	1									39	
0		PEDAL, BRAKE AND LANDING FOOT 417-0062 (78385)		EA	1									40	
0	310-115-2476	FOOT, BASE 130A0944 (78385)		EA	1	*	*	*	*	*	*	2	10	5	41
0		WASHER, SPACER; BASE FOOT MTG 130 A0977 (78385)		EA	1									5	42
0		SCREW, CAP, HEXAGON HEAD; BASE FOOT MTG, 5/16-18 THD SIZE, 7/8 IN. LG MS35297-33 (96906)		EA	1									5	43

(1) SMF CODI	(2) FEDERAL STOCK NUMBER	(3) DESCRIPTION REF NUMBER & MFR CODE	(4) USABLE ON CODE UNIT OF MEA:	(5)			(6)			(7)			(8)	(9)	(10) ILLUS- TRATION	
				QTY INC IN JN17	30- (a)	DS _OW (b)	INT E (c)	30- (a)	DS _OW (b)	INT E (c)	1-YR ALW PER 100 :QUIP :NTGY	DEPO MAIN1 ALW PER 100 QUIP	(a)	(b)	FIG. NO.	TEM NO.
0	5310-407-9566	WASHER, LOCK: BASE FOOT MTG, 5/16 IN. SCREW SIZE AN935-516 (88044)	EA													41
20		PIN, SPRING: BRAKE SHAFT MTG, 0.187 IN. DIA, 0.875 IN. LG, 0.040 IN. MATERIAL THK MS171592 (96906)	EA													45
20		PIN, PEDAL 448-0496 (78385)	EA												5	46
0	3305-068-0506	SCREW, CAP, HEXAGON HEAD: LANDING FOOT STOP ADJUSTING, 1/4-28 THD SIZE, 3/4 IN. LG MS35298-6 (96906)	EA												5	47
2F		SUPPORT, BRAKE AND TANK 4407-0087 (78385)	EA												5	48
20		LEVER, BRAKE 407-0201 (78385)	EA												5	49
20		SPRING, BRAKE 425-0128 (78385)	EA												5	50
		ROUP 05 - PINTLE AND TOWING ATTACHMENTS														
0	3310-584-5005	UT, PLAIN, HEXAGON: TOW BAR MTG BRACKET HOUSING END PANEL MTG, 1/4-20 THD SIZE MS35690-405 (96906)	EA	1											6	1
0	3310-209-0786	ASHER, LOCK: TOW BAR MTG BRACKET HOUSING END PANEL MTG, EXTERNAL TEETH, 1/4 IN. SCREW SIZE MS35335-33 (96906)	EA	1											6	2
20		ANEL, END, HOUSING: TOW BAR MTG BRACKETS 408-0198 (78385)	EA	1											6	3
0	3310-012-0376	UT, PLAIN, HEXAGON: TOW BAR MTG BRACKET TO FRAME MTG, 5/16-18 THD SIZE MS35690-505 (96906)	EA	6											6	4
0	3310-167-0721	ASHER, LOCK: TOW BAR MTG BRACKET TO FRAME MTG, INTERNAL TEETH, 5/16 IN. SCREW SIZE MS35333-41 (96906)	EA	6											6	5
20		TOW BAR ASSEMBLY: AIR COMPRESSOR 4407-0091 (78385)	EA	1											6	6
0	3305-071-1773	SCREW, CAP, HEXAGON HEAD: TOW BAR ASSEMBLY MTG, 1/2-13 THD SIZE, 3 1/4 IN. LG MS35297-120 (96906)	EA	2											6	7
20		PIVET, BLIND: TOW BAR LOCK PIN MTG AD42A8S (07707)	EA	2											6	8
20		PIN, LOCK: TOW BAR ASSEMBLY 617-0002 (78385)	EA	2											6	9
0	306-225-8496	SCREW, CAP, HEXAGON HEAD: TOW BAR MTG BRACKET TO FRAME MTG, 5/16-18 THD SIZE, 5/8 IN. LG MS35297-31 (96906)	EA	6											6	10
20		BRACKET, TOW BAR MOUNTING 407-0218 (78385)	EA	2											6	11
0	3310-012-0378	UT, PLAIN, HEXAGON: TOW BAR ASSEMBLY MTG, 1/2-13 THD SIZE MS35690-805 (96906)	EA	4											6	12

(1) SMF COD	(2) FEDERAL STOCK NUMBER	(3) DESCRIPTION REF NUMBER & MFR CODE	(4) USABLE ON CODE JN1- OF MEA	(5) QTY INC IN UNIT	(6) 30-DAY DS MAINT ALLOWANCE			(7) 30 YR Y G: LOW DE			(8) 1-YR ALW PER 100 EQUIF CNTG	(9) DEPO MAIN- ALW PER 100 QUIP	(10)	
					(a)	(b)	(c)	(a)	(b)	(c)			IL TF	ON
					1-20	21-5	11-10	1-20	21-5	11-100			(a)	(b)
0	5305-988-1725	SCREW, MACHINE: TOW BAR MTG BRACKET HOUSING END PANEL MTG, PAN HEAD, 1/4-20 THD SIZE, 3/4 IN. LG MS35223-81 (96906)	EA	1									7	13
		GROUP 06 - BODY, CAB, HOOD												
0	5305-988-1723	SCREW, MACHINE: FRONT, CENTER AND REAR HOUSINGS MTG, PAN HEAD, 1/4-20 THD SIZE, 1/2 IN. LG MS35223-79 (96906)	EA	25									7	1
0	5310-809-3078	WASHER, FLAT: FRONT, AND REAR HOUSINGS MTG, 1/4 IN. SCREW SIZE MS15795-211 (96906)	EA	17									7	2
0	5305-988-1725	SCREW, MACHINE: FRONT AND CENTER HOUSING MTG, PAN HEAD, THD SIZE, 3/4 IN. LG MS35223-81 (96906) 1/4-20	EA	6									7	3
20		HOUSING ASSEMBLY, CENTER: AIR COMPRESSOR 4408-0087 (78385)	EA	1									7	4
20		HOUSING, CENTER: AIR COMPRESSOR 4408-0087 (78385)	EA	1									7	5
20		BRACKET, HOSE: SERVICE HOSE MTG TO CENTER HOUSING 407-0426 (78385)	EA	4									7	6
0	5320-075-6211	RIVET, BLIND: SERVICE HOSE BRACKET TO CENTER HOUSING MTG AD44ABS (07707)	EA	8									7	7
20		RING, TIE DOWN: AIR COMPRESSOR ASSEMBLY LIFTING T3107 (04368)	EA	4									7	8
20		WASHER, CUSHION: AIR COMPRESSOR ASSEMBLY LIFTING TIE DOWN RING 448-0503 (78385)	EA	4									7	9
0	5310-081-4219	WASHER, FLAT: TIE DOWN RING MTG, 0.343 IN. ID, 0.687 IN. OD, 0.065 IN. THK MS15795-212 (96906)	EA	8									7	10
0	5310-044-3333	NUT, SELF-LOCKING, HEXAGON: TIE DOWN RING MTG, 5/16-18 THD SIZE 21FK518 (56878)	EA	4									7	11
20		HOUSING, FRONT: AIR COMPRESSOR ASSEMBLY 408-0222 (78385)	EA	1									7	12
0	5305-988-1724	SCREW, MACHINE: FRONT HOUSING MTG, PAN HEAD, 1/4-20 THD SIZE, 5/8 IN. LG MS35223-80 (96906)	EA	2									7	13
0	5310-209-0786	WASHER, LOCK: FRONT, CENTER AND REAR HOUSINGS MTG, EXTERNAL TEETH, 1/4 IN. SCREW SIZE MS35335-33 (96906)	EA	33									7	14
0	5310-584-5005	NUT, PLAIN, HEXAGON: FRONT, CENTER AND REAR HOUSINGS MTG, 1/4-20 THD SIZE MS35690-405 (96906)	EA	33									7	15
0		RING, TIE DOWN: AIR COMPRESSOR ASSEMBLY T3108 (04368)	EA	4									7	16
0		NUT, SHEET SPRING: CENTER HOUSING MTG C7000-1420 (78553)	EA	4									7	17

(1) SMF CODE	(2) FEDERAL STOCK NUMBER	DESCRIPTION REF NUMBER & MFR CODE	(4) USABLE ON CODE	UNI OF WEA	(5) QT INC IN UNI	(6) 30-DAY DSM MAINT ALLOWANCE			(7) 3C Y GS LOWA AINT CE			(8) 1-YR ALW PER 100 QUIP NTG	(9) DEPO MAINT ALW PER 100 QUIP	(10) ILLUS- TRATION		
						(a)	(b)	(c)	(a)	(b)	(c)			(a)	(b)	
						1-2C	21-5	51-10C	1-2C	21-50	51-10C			FIG NO.	TE NO.	
20		HOUSING, REAR; AIR COMPRESSOR ASSEMBLY 408-0221 (78385)		EA												1
		GROUP 07 - ACCESSORY ITEMS														
0	4720-946-8220	HOSE ASSEMBLY, HYDRAULIC AND PNEUMATIC; SERVICE HOSE MS28759E2400 (96906)		EA		1		2	*	*	2		6			
0	4730-698-4035	ADAPTER, STRAIGHT, PIPE TO TUBE; SERVICE HOSE AN816-4C (88044)		EA												
0	4730-278-3901	BUSHING, PIPE; SERVICE HOSE AN912-1C (88044)		EA												
0	4730-118-8543	SOCKET HALF, COUPLING; SERVICE HOSE 607-0007 (78385)		EA		1	*	*	*	*	*		2			1
See C 2 20	360-093-2302	RETAINER, HOSE; SERVICE HOSE 43003582 (78385)		EA												
See C 3 3	1030-049-0751	HOSE ASSEMBLY; SERVICE HOSE 200601-4-4-4-10 (09523)		EA		1	*	2	*	*	2	10	15			6
See C 1 0	4730-115-2472			EA		1	*	2	*	*	2	10	15			6
See C 3 XB 0	4730-142-520 4730-536-3406	SHUCK ASSEMBLY, AIR; SERVICE HOSE 4784 (53477)		EA		1	*	2	*	*	2	10	10			
20		MAP ASSEMBLY, DUST; SERVICE HOSE 4408-0081 (78385)		EA												
0	4820-678-9467	VALVE, SERVICE; SERVICE HOSE 5669 (58553)		EA		1	*	2	*	*	2	10	15			5
0	4730-118-5095	FITTING, REDUCER; SERVICE HOSE 3800366 (78385)		EA		1	*	*	*	*	*		3			10
		GROUP 08 - DATA PLATES														
20		TAG, CAUTION; INSTRUMENT PANEL 434-0204 (78385) (AUTOMATIC BLOWDOWN OF SEPARATOR WILL OCCUR 15 TO 90 SECONDS AFTER SHUTDOWN)		EA												
2F		PLATE, IDENTIFICATION; AIR COMPRESSOR 434-0302 (78385)		EA												
F	5305-253-5609	CREW, DRIVE; AIR COMPRESSOR IDENTIFICATION PLATE MTG, ROUND HEAD, NO. 2, 0.125 IN. LG AN535-2-2 (88044)		EA		1										
2F		AG, INSTRUCTION; AIR COMPRESSOR 434-0191 (78385)		EA		1										
20		TAG, COMPRESSOR OIL 434-0203 (78385)		EA		1										
20		TAG, SCHEMATIC, PNEUMATIC AND ELECTRIC 434-0299 (78385)		EA		1										
20		TAG, INSTRUCTION; COMPRESSOR OPERATION 434-0300 (78385)		EA		1										
20		TAG, INSTRUCTION; CHANGING DEHYDRATOR CARTRIDGE 434-0303 (78385)		EA		1										
2F		PLATE, IDENTIFICATION; U. S. ARMY 434-0301 (78385)		EA		1										
20		TAG, BLIND; IDENTIFICATION PLATE MTG, ALUMINUM AD41ABS (07707)		EA		1										

(1) SMR CODE	(2) FEDERAL STOCK NUMBER	(3) DESCRIPTION REF NUMBER & MFR CODE	(4) USABLE ON CODE UNIT OF MEAS	(5) QTY INC IN UNIT	(6) 30-DAYS MAINT ALLOWANCE			(7) 30-DAYS MAINT ALLOWANCE			(8) 1-YR ALW PER 100 EQUIP CNTGY	(9) DEPOT MAINT ALW PER 100 EQUIP	(10) ILLUS- TRATION	
					(a)	(b)	(c)	(a)	(b)	(c)			(a)	(b)
					1-20	21-50	51-100	1-20	21-50	51-100			FIG. NO.	ITEM NO.
		GROUP 09 - AIR COMPRESSOR ASSEMBLY												
F		SCREW, CAP, HEXAGON HEAD: COMPRESSOR ASSEMBLY MTG, 5/16-24 THD SIZE, 5/8 IN. LG MS35298-31 (96906)	EA	4									9	1
F	5310-209-0786	WASHER, LOCK: COMPRESSOR MTG, INTERNAL TEETH, 5/16 IN. SCREW SIZE MS35335-33 (96906)	EA	4									9	2
F T	4310-177-8383	COMPRESSOR ASSEMBLY 4410-0260 (78385)	EA	1	*	*	*	*	*	*	5	5	9	3
F	4310-115-3976	SPACER, DRIVE PAD: AIR COMPRESSOR ASSEMBLY TO ENGINE MTG 3260438 (78385)	EA	2	*	*	*	*	*	*	4	4	9	4
F	5306-964-9603	BOLT, EXTERNALLY RELIEVED BODY: AIR COMPRESSOR DRIVE BUSHING MTG 3260124 (78385)	EA	1	*	*	*	*	*	*	5	5	9	5
2F		PLATE, IDENTIFICATION: AIR COMPRESSOR END COVER 3260333 (78385)	EA	1									9	6
F	5315-559-0070	WASHER, LOCK: AIR COMPRESSOR END COVER IDENTIFICATION PLATE MTG, INTERNAL TEETH, NO. 8 SCREW SIZE MS35333-38 (96906)	EA	3									9	7
F	5305-558-7361	SCREW, MACHINE: AIR COMPRESSOR END COVER IDENTIFICATION PLATE MTG, PAN HEAD, NO. 8-32 THD SIZE, 5/16 IN. LG MS35223-42 (96906)	EA	3									9	8
F	4310-983-3072	GUARD, FAN: AIR COMPRESSOR 3260194 (78385)	EA	1	*	*	*	*	*	*	2	2	10	1
F	4310-983-3072	AFTERCOOLER: AIR COMPRESSOR 3750345 (78385)	EA	1	*	*	*	*	*	*	5	5	10	2
F	5310-939-0783	NUT, SELF-LOCKING, HEXAGON: AIR COMPRESSOR FAN MTG, 3/4-14 THD SIZE 52NTE126 (72966)	EA	1	*	*	*	*	*	*	5	5	10	3
F	4310-460-6636	FAN, ELECTRICAL, ROTARY: AIR COMPRESSOR 467-0013 (78385)	EA	1	*	*	*	*	*	*	2	2	10	4
F	4730-118-1347	TEE ASSEMBLY: FIRST STAGE CYLINDER TO INTERCOOLER TUBE AND TO FILTER UNION TUBE MTG 4428-0336 (78385)	EA	1	*	*	*	*	*	*	3	3	10	5
F	4730-277-5084	LOCKNUT, TUBE FITTING: INTERCOOLER TUBE ELBOWS MTG, 3/8 IN. TUBE SIZE, 9/16-18 THD SIZE AN6289-6 (88044)	EA	3	*	*	*	*	*	*	2	2	10	6
1		WASHER, NONMETALLIC: INTERCOOLER TUBE ELBOWS MTG MS28777-6 (96906) (COMPONENT OF PARTS KIT, FSN 4310-115-3979 AND 4310-115-3980)	EA	3									10	7
1		PACKING, PRE FORMED: SECOND AND THIRD STAGE INTERCOOLER ELBOWS MTG 130A0457 (78385) (COMPONENT OF PARTS KIT, FSN 4310-115-3979 AND 4310-115-3980)	EA	3									10	8
F	4710-460-7036	TUBE ASSEMBLY, CONNECTING: FIRST STAGE CYLINDER TO SECOND STAGE CYLINDER INTERCOOLER 4428-0339 (78385)	EA	1	*	*	*	*	*	*	5	5	10	9

(1) SMF COD	(2) FEDERAL STOCK NUMBER	DESCRIPTION REF NUMBER & MFR CODE	(4) USABLE ON CODE UN. OF MEA	(5) QT INC IN UN#	(6) 30-DAY DS MAINT ALLOWANCE			(7) 3C Y G LO			(8) 1-YR ALW PER 100 QUIL N/TC	(9) DEPC MAIN ALW PER 100 QUIF	(10) ILLUS- TRATION	
					(a)	(b)	(c)	(a)	(b)	(c)			(a)	(b)
					1-2c	21-5	51-10	1-2c	21-5	51-10			FIG NO.	TEM NO.
F	4310-115-2474	TUBE ASSEMBLY, CONNECTING: THIRD STAGE CYLINDER TO SECOND STAGE CYLINDER INTERCOOLER 4428-0179 (78385)	EA					4					11	10
F	4730-231-3028	ELBOW, TUBE: THIRD STAGE CYLINDER TO SECOND STAGE CYLINDER INTERCOOLER MTG, BULKHEAD TYPE, 90 DEG, BOTH ENDS MALE, 3/8 IN. TUBE SIZE, 9/16-18 THD SIZE AN833-6 (88044)	EA			4						2	10	11
F	5305-151-0365	SCREW, MACHINE: AIR COMPRESSOR AFTERCOOLER RETAINING STRAP MTG, FILLISTER HEAD, NO. 8-32 THD SIZE, 3/8 IN. LG, 0.046 IN. DIA HOLE DRILLED THRU HEAD AN500A8-6 (88044)	EA	1									10	12
F	5315-559-0070	WASHER, LOCK: AIR COMPRESSOR AFTERCOOLER RETAINING STRAP MTG, INTERNAL TEETH, NO. 8 SCREW SIZE MS35333-38 (96906)	EA	1									10	13
2F		STRAP, RETAINING: AIR COMPRESSOR AFTERCOOLER MTG 3260185 (78385)	EA										10	14
F	5365-449-5882	SHIM: INTERCOOLER TUBE CLAMP MTG 430-0117 (78385)	EA	4	2	4	8	2	1	8	100	300	10	15
F		NUT, PLAIN, HEXAGON: INTERCOOLER TUBE CLAMP MTG, NO. 10-32 THD SIZE MS35650-102 (96906)	EA										10	16
F	3310-576-5752	WASHER, LOCK: AIR COMPRESSOR FAN GUARD AND INTERCOOLER TUBE CLAMP MTG, NO. 10 SCREW SIZE MS35333-39 (96906)	EA	10									10	17
F		SCREW, ASSEMBLED WASHER: INTERCOOLER TUBE BRACKET MTG, NO. 10-24 THD SIZE, 3/4 IN. LG 10-24NC (78189)	EA										10	18
F		BRACKET, TUBE: INTERCOOLER TUBE MTG 407-0428 (78385)	EA	2									10	19
F		CLAMP, CUSHIONED: INTERCOOLER TUBE MTG MS21919F6 (96906)	EA	2									10	20
F		SCREW, MACHINE: INTERCOOLER TUBE CLAMP MTG, NO. 10-32 THD SIZE, 1/2 IN. LG AN501-10-8 (88044)	A	2									10	21
F	3305-151-0361	SCREW, MACHINE: AIR COMPRESSOR FAN GUARD MTG, FILLISTER HEAD, NO. 10-24 THD SIZE, 1 1/2 IN. LG, 0.046 IN. DIA HOLE DRILLED THRU HEAD AN500A10-24 (88044)	A	6									10	22
		NUT, SELF-LOCKING, HEXAGON: FIRST STAGE CYLINDER TO CRANKCASE MTG, 1/4-20 THD SIZE 50FK420 (56878) (COMPONENTS OF PARTS KIT, FSN 4310-115-2475)	EA	4									11	1
		CYLINDER, FIRST STAGE 421-0068 (78385) (COMPONENTS OF PARTS KIT, FSN 4310-115-2475)	A	1									11	2
O	3305-984-6216	SCREW, MACHINE: FIRST STAGE CYLINDER AIR CLEANER MTG, ROUND HEAD, NO. 10-24 THD SIZE, 1 1/2 IN. LG AN515-10-24 (88044)	A	2									11	3

(1) SMR CODE	(2) FEDERAL STOCK NUMBER	(3) DESCRIPTION REF NUMBER & MFR CODE	(4) USABLE ON CODE JNIT OF AEAS	(5) QTY INC IN JNIT	(6)			(7)			(8) 1-YR ALW PER 100 QUIP NTGY	(9) EPO1 AINT ALW PER 100 QUIP	(10)	
					30-1	DS	NT	30-1	Y GS	MAINT			:IG.	TEM
					(a)	OW/	E	(a)	OW/	E				
					-20	1-50	1-100	-20	1-50	1-100				
0	5310-261-74 12	WASHER, LOCK: F I RST STAGE CYLINDER AIR CLEANER MTG, NO. 10 SCREW SIZE AN935-10 (88044)	EA	2									11	4
20		COVER, FILTER: FIRST STAGE CYLINDER AIR CLEANER 408-0225 (78385)	EA	1									11	5
0	4310-115-3977	AIR, CLEANER: FIRST STAGE CYLINDER 4455-0021 (78385)	EA	1	2	4	8	2	4	8	100	100	11	6
1		GASKET, FILTER: FIRST STAGE CYLINDER AIR CLEANER 437-0300 (78385)	EA	2									11	7
1		FILTER, INTAKE: FIRST STAGE CYLINDER AIR CLEANER 3260191 (78385)	EA	1									11	8
F	5305-950-4353	SCREW, MACHINE: FIRST STAGE CYLINDER HEAD MTG, FLAT HEAD, COUNTERSUNK, NO. 10-24 THD SIZE, 1 1/8 IN. LG AN505-10-18 (88044)	EA	1									11	9
1		NUT, SELF-LOCKING, HEXAGON: FIRST STAGE VALVE PLATE TO HEAD MTG, NO. 10-32 THD SIZE MS20365D1032A (96906) (COMPONENT OF PARTS KIT, FSN 4310-296-9254)	EA	1									11	10
F		WASHER, FLAT: FIRST STAGE VALVE PLATE TO HEAD MTG, ALUMINUM ALLOY, NO. 10 SCREW SIZE, 0.203 IN. ID, 0.438 IN. OD, 0.032 IN. THK AN960PD10 (88044)	EA	1									11	11
F	4310-979-9283	HEAD, CYLINDER, FIRST STAGE 3800137 (78385)	EA	1	*	*	*	*	*	*	2	2	11	12
1		GASKET: VALVE PLATE TO HEAD MTG, FIRST STAGE 437-0279 (78385) (COMPONENT OF PARTS KIT, FSN 4310-296-9254)	EA	1									11	13
F	4310-979-9294	STOP, VALVE, EXHAUST: FIRST STAGE 3260147 (78385)	EA	1	*	*	*	*	*	*	2	2	11	14
1		SPRING, HELICAL, COMPRESSION: EXHAUST VALVE, FIRST STAGE 3260148 (78385) (COMPONENT OF PARTS KIT, FSN 4310-296-9254)	EA	1									11	15
1		VALVE, EXHAUST: FIRST STAGE 3260149 (78385) (COMPONENT OF PARTS KIT, FSN 4310-296-9254)	EA										11	16
F	4310-979-9288	PLATE, VALVE: FIRST STAGE CYLINDER HEAD 3260146 (78385)	EA		*	*	*	*	*	*	5	5	11	17
1		VALVE, INTAKE: FIRST STAGE 3260164 (78385) (COMPONENT OF PARTS KIT, FSN 4310-296-9254)	EA										11	18
1		SPRING, INTAKE VALVE: FIRST STAGE 3260165 (78385) (COMPONENT OF PARTS KIT, FSN 4310-296-9254)	EA										11	19
1		GASKET: VALVE PLATE TO CYLINDER MTG, FIRST STAGE 3800138 (78385) (COMPONENT OF PARTS KIT, FSN 4310-296-9254 AND 4310-115-2475)	EA										11	20

(1) SMR CODE	(2) FEDERAL STOCK NUMBER	(3) DESCRIPTION REF NUMBER & MFR CODE	(4) USABLE ON CODE UNIT OF MEAS	(5) QTY INC IN UNIT	(6) 30-DAYDS MAINT ALLOWANCE			(7) 30-DAYGS MAINT ALLOWANCE			(8) 1-YR ALW PER 100 EQUIP CNTGY	(9) DEPOT MAINT ALW PER 100 EQUIP	(10) ILLUS- TRATION	
					(a)	(b)	(c)	(a)	(b)	(c)			(a)	(b)
					1-20	21-50	51-100	1-20	21-50	51-100			FIG. NO.	ITEM NO.
K1		SCREW, CAP, HEXAGON HEAD: FIRST STAGE VALVE PLATE TO HEAD MTG, NO. 10-32 THD SIZE, 1 3/8 IN. LG 3260297 (78385) (COMPONENT OF PARTS KIT, FSN 4310-296-9254)	EA	1									11	21
P O	4730-116-2999	NIPPLE, PIPE: AIR COMPRESSOR BREATHER ASSEMBLY MTG, 3/4-14 THD SIZE, 3 IN. LG 428-0483 (78385)	EA	1	*	*	*	*	*	*	2	2	11	22
P O	4730-116-2998	ELBOW, PIPE: AIR COMPRESSOR BREATHER ASSEMBLY MTG, 30 DEG, BOTH ENDS FEMALE, IRON, 3/4-14 THD SIZE 428-0482 (78385)	EA	1	*	*	*	*	*	*	2	2	11	23
P O	1040 921 5301	BREATHER ASSEMBLY: AIR COMPRESSOR 4455-0017 (78385)	EA	1	*	*	*	*	*	*	2	2	11	24
K1		BODY, BREATHER: AIR COMPRESSOR 4455-0016 (78385)	EA	1									11	25
P O	4310-848-6071	COVER AND FILTER: AIR COMPRESSOR BREATHER ASSEMBLY 3800691 (78385)	EA	1	*	*	2	*	*	2	10	12	11	26
K1		GASKET: FIRST STAGE CYLINDER TO CRANKCASE MTG 437-0338 (78385) (COMPONENT OF PARTS KIT, FSN 4310-115-2475)	EA	2									11	27
K1		SHIM: FIRST STAGE CYLINDER TO CRANKCASE MTG 437-0339 (78385) (COMPONENT OF PARTS KIT, FSN 4310-115-2475)	EA	1									11	28
K1		RING, RETAINING: FIRST STAGE CYLINDER PISTON PIN MS16625-4037 (96906) (COMPONENT OF PARTS KIT, FSN 4310-115-2475)	EA	2									11	29
K1		PIN, PISTON: FIRST STAGE CYLINDER 3800148 (78385) (COMPONENT OF PARTS KIT, FSN 4310-115-2475)	EA	1									11	30
K1		PISTON ASSEMBLY: FIRST STAGE CYLINDER 4419-0045 (78385) (COMPONENT OF PARTS KIT, FSN 4310-115-2475)	EA	1									11	31
P F	4310-470-6359	CAP AND RUPTURE DISC ASSEMBLY: THIRD STAGE CYLINDER 4408-0089 (78385)	EA	1	*	*	*	*	*	*	3	3	12	1
K1		RETAINER, DISC: THIRD STAGE CYLINDER CAP 130B2746 (78385) (COMPONENT OF PARTS KIT, FSN 4310-574-7708)	EA	1									12	2
K1		RING, DISC: THIRD STAGE CYLINDER CAP 2740251 (78385) (COMPONENT OF PARTS KIT, FSN 4310-574-7708)	EA	1									12	3
K1		DISC, RUPTURE: THIRD STAGE CYLINDER CAP 2741031 (78385) (COMPONENT OF PARTS KIT, FSN 4310-574-7708)	EA	1									12	4
K1		CAP, CYLINDER, THIRD STAGE 3800178 (78385)	EA	1									12	5

(1) SMR CODE	(2) FEDERAL STOCK NUMBER	DESCRIPTION REF NUMBER & MFR CODE	USABLE ON CODE	(4) UNIT OF MEAS	(5) QTY INC IN UNIT	(6) 30-DAY DS MAINT ALLOWANCE			(7) 30-DAY GS MAINT ALLOWANCE			(8) 1-YR ALW PER 100 EQUIP CNTGY	(9) DEPOT MAINT ALW PER 100 EQUIP	(10) ILLUS- TRATION	
						(a)	(b)	(c)	(a)	(b)	(c)			(a)	(b)
						1-20	21-50	51-100	1-20	21-50	51-100			FIG. NO.	ITEM NO.
1		SPRING, HELICAL, COMPRESSION: THIRD STAGE VALVE 3800196 (78385) (COMPONENT OF PARTS KIT, FSN 4310-574-7703)		EA	1									12	6
1		VALVE, COMPRESSOR EXHAUST 3800195 (78385) (COMPONENT OF PARTS KIT, FSN 4310-574-7703)		EA	1									12	7
1	440-921-5294	CYLINDER AND SLEEVE, THIRD STAGE 4421-0042 (78385) (COMPONENT OF PARTS KIT, FSN 4310-115-3980)		EA	1									12	8
1		NUT, SELF-LOCK ING. HEXAGON: SECOND AND THIRD STAGE CYLINDERS TO CRANKCASE MTG, 1/4-20 THD SIZE 50FK420 (56878) (COMPONENT OF PARTS KIT, FSN 4310-115-3980 AND 4310-115-3979)		EA	8									12	9
1		PISTON ASSEMBLY, THIRD STAGE 4419-0047 (78385) (COMPONENT OF PARTS KIT, FSN 4310-115-3980)		EA	1									12	10
1		GASKET: SECOND AND THIRD STAGE CYLINDERS TO CRANKCASE MTG 3260162 (78385) (COMPONENT OF PARTS KIT, FSN 4310-115-3980 AND 4310-115-3979)		EA	4									12	11
1		GASKET : SECOND AND THIRD STAGE CYLINDERS TO CRANKCASE MTG 3260163 (78385) (COMPONENT OF PARTS KIT, FSN 4310-115-3979 AND 4310-115-3980)		EA	2									12	12
F	4730-977-5083	LOCKNUT, TUBE FITTING: SECOND STAGE CYLINDER RELIEF VALVE MTG, 3/8 IN. TUBE SIZE, 9/16 -18 THD SIZE AN6289D6 (88044)		EA	1	*						2	2	12	13
1		WASHER, NONMETALLIC: RELIEF VALVE MTG MS28777-6 (96906) (COMPONENT OF PARTS KIT, FSN 4310-226-1103)		EA	1									12	14
1		PACKING, PPEFORMED: RELIEF VALVE MTG 130A0457 (78385) (COMPONENT OF PARTS KIT, FSN 4310-226-1103)		EA	1									12	15
1		CYLINDER, SECOND STAGE 421-0069 (78385) (COMPONENT OF PARTS KIT, FSN 4310-115-3979)		EA	1									12	16
F		CYLINDER CAP AND RUPTURE DISC ASSEMBLY: SECOND STAGE CYLINDER 4408-0054 (78385)		EA	1	*		2	*			6	10	12	17
1		SCREW, HOLD-DOWN: CYLINDER CAP AND RUPTURE DISC ASSEMBLY 448-0491 (78385)		EA	1									12	18
1		RING, RETAINER: CYLINDER CAP AND RUPTURE DISC ASSEMBLY 448-0487 (78385)		EA	1									12	19
1		DISC, RUPTURE: CYLINDER CAP AND RUPTURE DISC ASSEMBLY 448-0489 (78385)		EA	1									12	20

(1) SMR CODE	(2) FEDERAL STOCK NUMBER	(3) DESCRIPTION REF NUMBER & MFR CODE	(4) USABLE ON CODE UNIT OF MEAS	5)	(6) 30-DAY DS MAINT ALLOWANCE			(7) 30-DAY GS MAINT ALLOWANCE			(8)	(9)	(10) ILLUS- TRATION	
					(a)	(b)	(c)	(a)	(b)	(c)	1-YR ALW PER 100 QUIP NTGY	10-YR MAINT ALW PER 100 QUIP	(a)	(b)
					-20	1-50	1-100	1-20	1-50	1-100			FIG. NO.	TEM NO.
X1		CAP, CYLINDER: CYLINDER CAP AND RUPTURE DISC ASSEMBLY 408-0165 (78385)	EA	1									12	21
1		PACKING, PREFORMED: SECOND STAGE EXHAUST VALVE 437-0278 (78385) (COMPONENT OF PARTS KIT, FSN 4310-433-2990 AND 4310-115-3979)	EA	1									12	22
F	5310-999-0478	WASHER, SPRING: SECOND STAGE CYLINDER CAP AND RUPTURE DISC ASSEMBLY MTG 448-0483 (78385)	EA	1	*	*	*	*	*	*	5	10	12	23
1		SPRING, EXHAUST VALVE: SECOND STAGE 448-0124 (78385) (COMPONENT OF PARTS KIT, FSN 4310-433-2990)	EA	1									12	24
1		VALVE, EXHAUST SECOND STAGE 465-0118 (78385) (COMPONENT OF PARTS KIT, FSN 4310-433-2990)	EA	1									12	25
1		PISTON ASSEMBLY, SECOND STAGE 4419-0046 (78385) (COMPONENT OF PARTS KIT, FSN 4310-115-3979)	EA	1									12	26
F	4730-088-8520	REDUCER, TUBE: THIRD STAGE CYLINDER HEAD TO AFTERCOOLER MOUNTING 3750231 (78385)	EA	1	*	*	*	*	*	*	2	2	12	27
1		BOSS SEAL, METALLIC: THIRD STAGE CYLINDER TUBE REDUCER MOUNTING 13081136 (78385) (COMPONENT OF PARTS KIT FSN 4310-115-3980)	EA	1									12	28
1		STRAINER AND RELIEF VALVE SECOND STAGE CYLINDER 3260169 (78385) (COMPONENT OF PARTS KIT FSN 4310-226-1103)	EA	1									13	1
1		PLUG, ADJUSTING: STRAINER AND RELIEF VALVE 3070326 (78385)	EA	1									13	2
F	4310-793-3869	SPRING, ADJUSTING: STRAINER AND RELIEF VALVE 162A0223 (78385)	EA	1	*	*	2	*	*	2	10	15	13	3
1		POPPET: STRAINER AND RELIEF VALVE 3070322 (78385)	EA	1									13	4
1		SEAT: STRAINER AND RELIEF VALVE 3070323 (78385)	EA	1									13	5
1		SCREW, RETAINER: STRAINER AND RELIEF VALVE 3070324 (78385)	EA	1									13	6
1		HOUSING, SEAT: STRAINER AND RELIEF VALVE 3070321 (78385)	EA	1									13	7
F	4310-793-3871	PACKING, PREFORMED: STRAINER AND RELIEF VALVE 3610187 (78385)	EA	1	*	*	2	*	*	2	10	10	13	8
F	1450-808-5644	SPRING, HELICAL, COMPRESSION: STRAINER AND RELIEF VALVE 130A1373 (78385)	EA	1	*	*	2	*	*	2	10	15	13	9
F	4310-115-3978	STRAINER: STRAINER AND RELIEF VALVE 3800595 (78385)	EA		*	*	*	*	*	*	5	5	13	10

(1) SMR CODE	(2) FEDERAL STOCK NUMBER	(3) DESCRIPTION REF NUMBER & MFR CODE	(4) USABLE ON CODE UNIT OF MEAS	(5) QTY INC IN UNIT	(6) 30-DAY S MAINT ALLOWANCE			(7) 30-DAY G MAINT ALLOWANCE			(8) 1-YR ALW PER 100 EQUIP CNTGY	(9) DEPOT MAINT ALW PER 100 EQUIP	(10) ILLUS- TRATION	
					(a)	(b)	(c)	(a)	(b)	(c)			(a)	(b)
					1-20	21-50	51-100	1-20	21-50	51-100			FIG. NO.	ITEM NO.
H		BODY, ELBOW: STRAINER AND RELIEF VALVE 3260178 (78385)	EA	1									13	11
H	5310-579-2012	NUT, SE LF-LOCKING, HEXAGON: END BELL TO COMPRESSOR MTG, 1/4-20 THD SIZE 50FK420 (56878)	EA	6									14	1
H	4310-979-9292	END BELL: AIR COMPRESSOR 3800136 (78385)	EA	1				*	*	*	2	2	14	2
H	4310-433-2987	GASKET, END BELL: AIR COMPRESSOR 3260188 (78385)	EA	1				*	*	2	10	100	14	3
H	3895-915-2263	SEAL, OIL: AIR COMPRESSOR END BELL 9261 (80201)	EA	1				*	*	2	10	100	14	4
H	3110-100-2394	BEARING, BALL, ANNULAR: AIR COMPRESSOR END BELL Q3L05X3A (43334)	EA	1				*	*	*	5	5	14	5
H	4310-460-6637	CRANKSHAFT: AIR COMPRESSOR 412-0103 (78385)	EA	1				*	*	*	5	5	14	6
F	120-995-0093	WASHER, THRUST: AIR COMPRESSOR DRIVE BUSHING 3260125 (78385)	EA	1	*	*	2	*	*	2	10	25	14	7
F	5365-450-4115	BUSHING, DRIVE: AIR COMPRESSOR 414-0216 (78385)	EA	1	*	2	2	*	2	2	20	25	14	8
H	3110-714-2882	PLATE, RETAINER: MASTER CONNECTING ROD BEARING 3260127 (78385)	EA	1				*	*	*	2	2	14	9
H	3110-554-5629	BEARING, BALL, ANNULAR: AIR COMPRESSOR CRANKSHAFT, DRIVE END Q3L06X3A (43334)	EA	1				*	*	*	5	25	14	10
H	5330-291-2337	SEAL, OIL: AIR COMPRESSOR CRANKSHAFT, DRIVE END 10527 (80201)	EA	1				*	*	2	10	100	14	11
H	5307-993-0094	STUD, PLAIN: END BELL AND CYLINDERS TO CRANKCASE MTG, BOTH ENDS 1/4-20 THD SIZE, 1 IN. LG 130A0967 (78385)	EA	18									14	12
D	4310-470-6357	CRANKCASE: AIR COMPRESSOR 4410-0257 (78385)	EA	1							2	2	14	13
H	4310-470-6356	ROD ASSEMBLY, MASTER: AIR COMPRESSOR 4417-0015 (78385)	EA	1				*	*	*	5	5	14	14
H	3110-902-2699	BEARING, ROLLER, NEEDLE: MASTER ROD ASSEMBLY GB68XOH (60380)	EA	2				*	*	2	10	15	14	15
H	3110-465-9316	BEARING, NEEDLE: MASTER ROD ASSEMBLY HK452OH (21335)	EA	1				*	*	2	10	15	14	16
H		PIN, COTTER: SECOND AND THIRD STAGE CONNECTING ROD TO PISTON PIN MTG, 1/16 IN. DIA, 1 IN. LG AN318-2-16 (88044)	EA	2									14	17
H		PIN, PISTON: SECOND AND THIRD STAGE CONNECTING ROD TO PISTON 3260130 (78385) (COMPONENT OF PARTS KIT, FSN 4310-115-3979 AND 4310-115-3980)	EA	4									14	18

(1) SMR CODE	(2) FEDERAL STOCK NUMBER	(3) DESCRIPTION REF NUMBER & MFR CODE	(4) USABLE ON CODE JNIT OF AEAS	(5)			(6)			(7)			(8)	(9)	(10)	
				QTY INC IN JNIT	30-	Y DS	INT	30-	Y GS	INT	1-YR ALW PER 100 QUIP NTG)	EPO IAINT ALW PER 100 QUIP	ILL TR	ON		
					(a)	(b)	(c)	(a)	(b)	(c)					FIG. NO.	TEM NO.
1		PIN, COTTER: SECOND AND THIRD STAGE PISTON PIN MTG, 1/10 IN. DIA, 2.825 IN. LG AN381-2-10 (88044) (COMPONENT OF PARTS KIT, FSN 4310-115-3979 AND 4310-115-3980)	EA	2											14	19
1		WASHER, FLAT: SECOND AND THIRD STAGE CONNECTING ROD TO PISTON MOUNTING 3260133 (78385) (COMPONENT OF PARTS KIT, FSN 4310-115-3979 AND 4310-115-3980)	EA	8											14	20
H	4310-069-8224	CONNECTING ROD, PISTON: MASTER ROD ASSEMBLY SECOND AND THIRD STAGES 3260129 (78385)	EA	2				*	*	*	5	5			14	21
1		ROLLER, BEARING: SECOND AND THIRD STAGE CONNECTING ROD TO MASTER ROD ASSEMBLY Q8279 (60380) (COMPONENT OF PARTS KIT, FSN 4310-115-3979 AND 4310-115-3980)	EA	50											14	22
1		RETAINER, BALL: OIL PUMP PISTON 448-0480 (78385) (COMPONENT OF PARTS KIT, FSN 4310-115-3982)	EA	1											14	23
1		SOCKET, BALL: OIL PUMP PISTON 3260556 (78385) (COMPONENT OF PARTS KIT, FSN 4310-115-3982)	EA	1											14	24
1		BALL, METAL: OIL PUMP PISTON MS9461-06 (96906) (COMPONENT OF PARTS KIT, FSN 4310-115-3982)	EA	1											14	25
1		PISTON, PUMP, OIL 4419-0048 (78385) (COMPONENT OF PARTS KIT, FSN 4310-115-3982)	EA	1											14	26
1		SHIM: OIL PUMP PISTON RETAINER 3260265 (78385) (COMPONENT OF PARTS KIT, FSN 4310-115-3982)	EA	2											14	27
1		RETAINER, PISTON: OIL PUMP 3260266 (78385) (COMPONENT OF PARTS KIT, FSN 4310-115-3982)	EA	1											14	28
1		CYLINDER, PUMP, OIL 421-0071 (78385) (COMPONENT OF PARTS KIT, FSN 4310-115-3982)	EA	1											14	29
1		PIN: OIL PUMP CYLINDER 448-0547 (78385) (COMPONENT OF PARTS KIT, FSN 4310-115-3982)	EA	1											14	30
1		RETAINER, CYLINDER: OIL PUMP 448-0546 (78385) (COMPONENT OF PARTS KIT, FSN 4310-115-3982)	EA	1											14	31
1		GASKET: OIL RESERVOIR MTG 3260267 (78385) (COMPONENT OF PARTS KIT, FSN 4310-115-3982)	EA	1											14	32
H	4310-115-8896	RESERVOIR, OIL: AIR COMPRESSOR 457-0039 (78385)	EA	1				*	*	*	2	2			14	33

(1) SMR CODE	(2) FEDERAL STOCK NUMBER	(3) DESCRIPTION REF NUMBER & MFR CODE	(4) USABLE ON CODE	(5) UNIT OF MEAS	QTY INC IN UNIT	(6) 30-DAYDS MAINT ALLOWANCE			(7) 30-DAYGS MAINT ALLOWANCE			(8) 1-YR ALW PER 100 EQUIP CNTGY	(9) DEPOT MAINT ALW PER 100 EQUIP	(10) ILLUS- TRATION	
						(a)	(b)	(c)	(a)	(b)	(c)			(a)	(b)
						1-20	21-50	51-100	1-20	21-50	51-100			FIG. NO.	ITEM NO.
' O	5330-543-3261	GASKET, METALLIC: OIL RESERVOIR DRAIN PLUG MTG MS35769-6 (96906)		EA	1	*	2	2	*	2	2	20	100	14	34
' O	4730-476-1031	PLUG, MACHINE THREAD: OIL RESERVOIR DRAIN MAGNETIC, HEXAGON HEAD, SJFEL, 5/8-18 THD SIZE MS35844-3 (96906)		EA	1	*	*	*	*	*	*	3	3	14	35
H		SCREW, ASSEMBLED WASHER: AIR COMPRESSOR OIL RESERVOIR MTG, SEMS, STEEL HEXAGON HEAD, INTERNAL TEETH LOCK WASHER, NO. 10-24 THD SIZE, 5/8 IN. LG LP35225-64 (03038)		EA	14									14	36
' H	5330-827-0326	PACKING, PREFORMED: OIL RESERVOIR SIGHT PLUG MS28778-28 (96906)		EA	1				*	*	2	10	100	14	37
' H	4310-115-3981	PLUG, SIGHT: OIL RESERVOIR 628-0087 (78385)		EA	1				*	*	*	2	2	14	38
1		SCREW, MACHINE: OIL PUMP CYLINDER RETAINER MTG, FILLISTER HEAD, NO. 10-32 THD SIZE, 3/8 IN. LG, 0.046 IN. DIA HOLE DRILLED THRU HEAD LL502-10-3M (03038) (COMPONENT OF PARTS KIT, FSN 4310-115-3982)		EA	2									14	39
H	5315-788-5372	PIN, STRAIGHT, HEADLESS: MASTER CONNECTING ROD BEARING PLATE RETAINING 3260168 (57733)		EA	1				*	2	2	6	10	14	40
H	4310-115-2475	PARTS KIT, CYLINDER AND PISTON, FIRST STAGE 4459-0141 (78385) 1-CYLINDER, FIRST STAGE, P/N 421-0068 (78385) 4-NUT, SELF-LOCKING, HEXAGON: FIRST STAGE CYLINDER TO CRANKCASE MTG, 1/4-20 THD SIZE, P/N 50FK420 (56878) 2-GASKET: FIRST STAGE CYLINDER TO CRANKCASE MTG, P/N 437-0338 (78385) 1-SHIM: FIRST STAGE CYLINDER TO CRANKCASE MTG, P/N 437-0339 (78385) 1-GASKET: VALVE PLATE TO CYLINDER MTG, FIRST STAGE, P/N 3800138 (78385) 1-PISTON ASSEMBLY: FIRST STAGE CYLINDER, P/N 4419-0045 (78385) 1-PIN, PISTON: FIRST STAGE CYLINDER, P/N 3800148 (78385) 2-RING, RETAINING: FIRST STAGE CYLINDER PISTON PIN, P/N MS1 6625-4037 (96906)		EA	1				*	*	2	10	100		
F	4310-296-9254	PARTS KIT, VALVE, FIRST STAGE 4459-0107 (78385) 1-GASKET: VALVE PLATE TO HEAD MTG, FIRST STAGE, P/N 3800138 (78385) 1-GASKET: VALVE PLATE TO HEAD MTG, FIRST STAGE		EA	1	*	*	2	*	*	2	10	100		

(1) SMI COD	(2) FEDERAL STOCK NUMBER	DESCRIPTION REF NUMBER & MFR CODE	(4) USABLE ON CODE	(5) C I UI	(6) 30-DAY DS MAINT ALLOT			(7) Y GS MAINT LOWANCE			(8) 1-YR ALW PER 100 EQUIP CNTG	(9) DEPC MAIN ALW PER 100 EQUIP	(10) ILLUS- TRATION	
					(a)	(b)	(c)	(a)	(b)	(c)			(a)	(b)
					1-2-	21-	1-10	1-2	21-	51-10			FIG NO	ITEM NO.
H	1310-115-3979	<p>1-SCREW, CAP, HEXAGON HEAD: FIRST STAGE VALVE PLATE TO HEAD MTG, NO. 10-32 THD SIZE 1 3/8 IN. LG, P/N 3260297 (78385)</p> <p>1-NUT, SELF-LOCKING, HEXAGON: FIRST STAGE VALVE PLATE TO HEAD MTG, NO. 10-32 THD SIZE, P/N MS20365D1032A (96906)</p> <p>1-SPRING, INTAKE VALVE: FIRST STAGE, P/N 3260165 (78385)</p> <p>1-VALVE, INTAKE: FIRST STAGE, P/N 3260164 (78385)</p> <p>1-SPRING, HELICAL, COMPRESSION: EXHAUST VALVE, FIRST STAGE, P/N 3260148 (78385)</p> <p>2-VALVE, EXHAUST: FIRST STAGE, P/N 3260149 (78385)</p> <p>PARTS KIT, CYLINDER AND PISTON: SECOND STAGE 4459-0142 (78385)</p> <p>1-CYLINDER, SECOND STAGE, P/N 421-0069 (78385)</p> <p>4-NUT, SELF-LOCKING, HEXAGON: SECOND STAGE CYLINDER TO CRANKCASE MTG, 1/4-20 THD SIZE, P/N 50FK420 (56878)</p> <p>2-GASKET: SECOND STAGE CYLINDER TO CRANKCASE MTG, P/N 3260162 (78385)</p> <p>1-GASKET: SECOND STAGE CYLINDER TO CRANKCASE MTG, P/N 3260163 (78385)</p> <p>1-PISTON ASSEMBLY, SECOND STAGE, P/N 4419-0046 (78385)</p> <p>1-PIN, PISTON: SECOND STAGE, P/N 3260130 (78385)</p> <p>1-PIN, COTTER: SECOND STAGE PISTON PIN MTG, 1/16 IN. DIA 0.625 IN. LG, P/N AN381-2-10 (88044)</p> <p>2-WASHER, FLAT: SECOND STAGE CONNECTING ROD TO PISTON MTG, P/N 3260133 (78385)</p> <p>25-ROLLER, BEARING: SECOND STAGE CONNECTING ROD TO MASTER ROD ASSEMBLY, P/N Q8279 (60380)</p> <p>1-PACKING, PREFORMED: SECOND STAGE EXHAUST VALVE, P/N 437-0278 (78385)</p> <p>2-PACKING, PREFORMED: SECOND STAGE CYLINDER ELBOW MTG, P/N 130A0457 (78385)</p> <p>2-WASHER, NONMETALLIC: SECOND STAGE CYLINDER ELBOW MTG, P/N MS28777-6 (96906)</p>	EA							1C	100			
F	310-433-2990	<p>PARTS KIT, EXHAUST VALVE: SECOND STAGE 4459-0129 (78385)</p> <p>1-PACKING, PREFORMED: SECOND STAGE EXHAUST VALVE, P/N 437-0278 (78385)</p>	A		*	2	2	*	2	20	100			

(1) SMR CODE	(2) FEDERAL STOCK NUMBER	(3) DESCRIPTION REF NUMBER & MFR CODE	(4) USABLE ON CODE UNIT OF MEAS	(5) QTY INC IN UNIT	(6) 30-DAY DS MAINT ALLOWANCE			(7) 30-DAY GS MAINT ALLOWANCE			(8) 1-YR ALW PER 100 EQUIP CNTGY	(9) DEPOT MAINT ALW PER 100 EQUIP	(10) ILLUS- TRATION	
					(a)	(b)	(c)	(a)	(b)	(c)			(a)	(b)
					1-20	21-50	51-100	1-20	21-50	51-100			FIG. NO.	ITEM NO.
F	4310-226-1103	<p>1-SPRING, EXHAUST VALVE: SECOND STAGE, P/N 448-0124 (78385)</p> <p>1-VALVE, EXHAUST SECOND STAGE, P/N 465-0118 (78385)</p> <p>PARTS KIT, RELIEF VALVE: SECOND STAGE STRAINER AND RELIEF VALVE 4459-0113 (78385)</p> <p>1-WASHER, NONMETALLIC: RELIEF VALVE MTG, P/N MS28777-6 (96906)</p> <p>1-PACKING, PREFORMED: RELIEF VALVE MTG, P/N 130A0457 (78385)</p> <p>1-STRAINER AND RELIEF VALVE: SECOND STAGE CYLINDER, P/N 3260169 (78385)</p>	EA	1	*	*	2	*	*	2	10	15		
H	4310-115-3980	<p>PARTS KIT, CYLINDER AND PISTON: THIRD STAGE 4459-0143 (78385)</p> <p>1-CYLINDER AND SLEEVE, THIRD STAGE, P/N 4421-0042 (78385)</p> <p>4-NUT, SELF-LOCKING, HEXAGON: THIRD STAGE CYLINDER TO CRANKCASE MTG, 1/4-20 THD SIZE, P/N 50FR420 (56878)</p> <p>2-GASKET: THIRD STAGE CYLINDER TO CRANKCASE MTG, P/N 3260162 (78385)</p> <p>1-GASKET: THIRD STAGE CYLINDER TO CRANKCASE MTG, P/N 3260163 (78385)</p> <p>1-PIN, PISTON: THIRD STAGE, P/N 3260130 (78385)</p> <p>1-PIN, COTTER: THIRD STAGE, PISTON PIN MTG, 1/16 IN. DIA, 0.625 IN. LG, P/N AN381-2-10 (88044)</p> <p>2-WASHER, FLAT: THIRD STAGE CONNECTING ROD TO PISTON MTG, P/N 3260133 (78385)</p> <p>25-ROLLER, BEARING: THIRD STAGE CONNECTING ROD TO MASTER ROD ASSEMBLY, P/N Q8279 (60380)</p> <p>1-PISTON ASSEMBLY, THIRD STAGE, P/N 4419-0047 (78385)</p> <p>1-PACKING, PREFORMED: THIRD STAGE CYLINDER INTERCOOLER ELBOW MTG, P/N 130A0457 (78385)</p> <p>1-WASHER, NONMETALLIC: THIRD STAGE CYLINDER ELBOW MTG, P/N MS28777-6 (96906)</p> <p>1-BOSS SEAL, METALLIC: THIRD STAGE CYLINDER FITTING MTG, P/N 130B1136 (78385)</p>	EA	1				*	2	2	15	100		
F	4310-574-7708	<p>PARTS KIT, DISC, RUPTURE: THIRD STAGE CYLINDER CAP 4459-0112 (78385)</p> <p>1-RETAINER, DISC: THIRD STAGE CYLINDER CAP, P/N 130B2746 (78385)</p> <p>1-RING, DISC: THIRD STAGE CYLINDER CAP, P/N 2740251 (78385)</p>	EA	1	2	2	2	2	2	2	20	20		

(1) SMR CODE	(2) FEDERAL STOCK NUMBER	(3) DESCRIPTION REF NUMBER & MFR CODE	(4) USABLE ON CODE	(5) UNIT OF MEAS	QTY INC IN UNIT	(6) 30-DAY DS MAINT ALLOWANCE			(7) 30-DAY GS MAINT ALLOWANCE			(8) 1-YR ALW PER 100 EQUIP CNTGY	(9) DEPOT MAINT ALW PER 100 EQUIP	(10) ILLUS- TRATION	
						(a)	(b)	(c)	(a)	(b)	(c)			(a)	(b)
						1-20	21-50	51-100	1-20	21-50	51-100			FIG. NO.	ITEM NO.
' F	4310-574-7703	1-DISC, RUPTURE: THIRD STAGE CYLINDER CAP, P/N 2741031 (78385) PARTS KIT, VALVE, THIRD STAGE 4459-0111 (78385) 1-VALVE, COMPRESSOR EXHAUST; THIRD STAGE, P/N 3800195 (78385) 1-SPRING, HELICAL, COMPRESSION: THIRD STAGE VALVE, P/N 3800196 (78385)		EA	1	*	2	2	*	2	2	20	100		
' H	4310-115-3982	PARTS KIT, OIL PUMP 4459-0144 (78385) 1-RETAINER, CYLINDER: OIL PUMP P/N 448-0546 (78385) 2-SCREW, MACHINE: OIL PUMP CYLINDER RETAINER MTG, FILL ISTER HEAD, NO. 10-32 THD SIZE, 3/8 IN. LG, 0.046 IN. DIA HOLE DRILLED THRU HEAD, P/N LL502-10-8M (03038) 1-CYLINDER, PUMP, OIL, P/N 421-0071 (78385) 1-PIN: OIL PUMP CYLINDER P/N 448-0547 (78385) 1-RETAINER, PISTON: OIL PUMP, P/N 3260266 (78385) 2-SHIM: OIL PUMP PISTON RETAINER, P/N 3260265 (78385) 1-P ISTON, PUMP OIL, P/N 4419-0048 (78385) 1-BALL, METAL: OIL PUMP PISTON, P/N MS9461-06 (96906) 1-RETAINER, BALL: OIL PUMP PISTON, P/N 448-0480 (78385) 1-SOCKET, BALL: OIL PUMP PISTON, P/N 3260556 (78385) 1-GASKET: OIL RESERVOIR MTG, P/N 3260267 (78385) GROUP 10 - UNLOADER SYSTEM COMPONENTS		EA	1				*	*	2	10	100		
O	4730-698-4048	ADAPTER, STRAIGHT, PIPE TO TUBE; DRIER TO MOISTURE SEPARATOR TUBE ASSEMBLY MTG, ONE END MALE, 1/4-18 THD SIZE, OTHER END MALE, 1/4 IN. TUBE SIZE, 7/16-20 THD SIZE AN616-4-4c (88044)		EA	1									15	1
O	4310-115-3963	TUBE ASSEMBLY: MOISTURE SEPARATOR TO DRIER 4428-0325 (78385)		EA	1	*	*	*	*	*	*	2	2	15	2
O	5305-614-0246	SCREW, MACH INE: FILTER TO MOISTURE SEPARATOR TUBE AND COMPRESSOR TO MOISTURE SEPARATOR TUBE CLAMPS MTG, FILL ISTER HEAD, NO.10-32 THD SIZE, 1/2 IN. LG AN501-10-8 (88044)		EA	1									15	3
O	5340-205-6301	CLAMP, LOOP: FILTER TO MOISTURE SEPARATOR TUBE AND COMPRESSOR TO MOISTURE SEPARATOR TUBE MTG MS21919DG4 (96906)		EA	4									15	4

(1) SMR CODE	(2) FEDERAL STOCK NUMBER	(3) DESCRIPTION REF NUMBER & MFR CODE	(4) USABLE ON CODE NIT OF EAS	(5) QTY INC IN INIT	(6) 30-DAY DS MAINT ALLOWANCE			(7) 30-DAY GS A OWA N T E			(8) 1-YR ALW PER 100 QUIP NTGY	(9) EPOT AINT ALW PER 100 QUIP	(10) ILL TR, IN	
					(a)	(b)	(c)	(a)	(b)	(c)			(a)	(b)
					-20	1-50	1-100	-20	1-50	1-100			IG. IO.	EM IO.
0	310-576-5752	ASHER, LOCK: FILTER TO MOISTURE SEPARATOR TUBE AND COMPRESSOR TO MOISTURE SEPARATOR TUBE CLAMPS MTG, NO. 10 SCREW SIZE MS35333-39 (96906)	A	E									15	5
0	310-012-0614	UT, PLAIN, HEXAGON: MOISTURE SEPARATOR TUBE AND COMPRESSOR TO MOISTURE SEPARATOR TUBE CLAMPS MTG, NO. 10-32 THD SIZE MS35650-102 (96906)	A	E									15	6
0	1730-698-4035	DAPTER, STRAIGHT, PIPE TO TUBE: SHUT-OFF VALVE TEE TO TUBE MTG, ONE END MALE, 1/4 IN. TUBE, 7/16-20 THD SIZE, OTHER MALE, 1/8-27 THD SIZE AN616-4C (88044) END	A	1									15	7
0	4730-119-9858	RIPPLE, FLARED TUBE AND PIPE THREAD: CHECK VALVE TO TEE 428-0459 (78385)	A		REF	REF	REF	REF	REF	REF	REF	REF	15	8
0	05 5330-901-7574 5330-981-7574	BASKET: MOISTURE SEPARATOR AND COMPRESSOR FITTINGS MTG 130A0432 (78385)	EA	7	REF	REF	REF	REF	REF	REF	REF	REF	15	9
0	330-186-494	PACKING, PREFORMED: MOISTURE SEPARATOR FITTINGS AND TEE TO SAFETY FITTING MTG, 1/4 IN. TUBE SIZE, 0.3430 IN. ID, 0.577 IN. OD, 0.094 IN. THK MS28777-4 (96906)	EA		REF	REF	REF	REF	REF	REF	REF	REF	15	10
0	4730-580-7302	LOCKNUT, TUBE FITTING: DUMP VALVE TEE FITTING AND MOISTURE SEPARATOR FITTINGS MTG, 1/4 IN. TUBE SIZE, 7/16-20 THD SIZE AN6289C4 (88044)	EA		REF	REF	REF	REF	REF	REF	REF	REF	15	11
0	4730-722-7214	ELBOW, TUBE: COMPRESSOR TO MOISTURE SEPARATOR TUBE ASSEMBLY MTG, 1/4 IN. TUBE SIZE, 7/16-20 THD SIZE, 90 DEG AN833-4C (88044)	EA		REF	REF	REF	REF	REF	REF	REF	REF	15	12
0	5340-598-0597	LAMP, CUSHIONED: MOISTURE SEPARATOR TO COMPRESSOR TUBE MTG MS21919DG8 (96906)	EA										15	13
0	4720-732-5149	HOSE ASSEMBLY: COMPRESSOR TO MOISTURE SEPARATOR 211-319-319-4-23 (98441)	EA		*	*	2	*	*		E	15	15	14
20		UNION, PIPE TO TUBE: COMPRESSOR TUBES MTG, BOTH ENDS MALE, 1/4 IN. TUBE SIZE, 7/16-20 THD SIZE AN832-4C (88044)	EA	1									15	15
0	4710-460-7034	TUBE ASSEMBLY: MOISTURE SEPARATOR TO COMPRESSOR 4428-0338 (78385)	EA		*	*	*	*	*		2	*	15	16
0	4730-510-7194	REDUCER, TUBE: COMPRESSOR TO MOISTURE SEPARATOR TUBE ASSEMBLY MTG, ONE END MALE, 3/8 IN. TUBE SIZE, 9/16-18 THD SIZE, OTHER END MALE, 1/4 IN. TUBE, 7/16-20 THD SIZE AN919-6C (88044)	EA		*	*	*	*	*		5 E	5 Z	15	17
0	5305-543-2223	SCREW, MACHINE: FUEL TUBE CLAMPS AND SPACER MTG, NO. 10-32 THD SIZE, 1 IN. LG MS35224-67 (96906)	EA										15	18
20		SPACER: TUBE CLAMP TO INSTRUMENT PANEL MTG 430-0114 (78385)	EA										15	19

(1) SMR CODE	(2) FEDERAL STOCK NUMBER	(3) DESCRIPTION USABLE ON CODE REF NUMBER & MFR CODE	(4) UNIT OF MEAS	(5) QTY INC IN UNIT	(6) 30-DAY DS MAINT ALLOWANCE			(7) 30-DAY GS MAINT ALLOWANCE			(8) 1-YR ALW PER 100 EQUIP CNTGY	(9) DEPOT MAINT ALW PER 100 EQUIP	(10) ILLUS- TRATION	
					(a)	(b)	(c)	(a)	(b)	(c)			(a)	(b)
					1-20	21-50	51-100	1-20	21-50	51-100			FIG. NO.	ITEM NO.
0	4710-460-7035	TUBE ASSEMBLY: COMPRESSOR FIRST STAGE TO MOISTURE SEPARATOR 4428-0337 (78385) <i>see ch 1</i>	EA	1	*	*	*	*	*	*	5	10	15	20
0	5310-061-7326	NUT, SELF-LOCKING, HEXAGON; INSTRUMENT PANEL AND TUBE CLAMP MTG, NO. 10-32 THD SIZE MS20365-1032C (96906)	EA	2									15	21
0	4730-722-4056	ELBOW, TUBE: COMPRESSOR TO TUBE MTG, FEMALE, 90 DEG, 1/4 IN TUBE SIZE, 7/16-20 THD SIZE AN939C4 (88044) <i>see ch 1.</i>	EA	1									15	22
0	4730-940-1000	ELBOW, PIPE TO TUBE: SEPARATOR ASSEMBLY DRAIN TUBE MTG, 90 DEG, ONE END MALE, 1/8-27 THD SIZE, OTHER END MALE, 3/16 IN. TUBE SIZE, 3/8-24 THD SIZE 4CB12B (09523)	EA	1									15	23
0	4310-115-3975	TUBE, DRAIN: SEPARATOR ASSEMBLY 428-0311 (78385)	EA	1	*	*	*	*	*	*	3	3	15	24
0	4730-277-6172	TEE, TUBE: FILTER AND DUMP VALVE TO MOISTURE SEPARATOR TUBES MTG, ALL ENDS MALE, 1/4 SIZE, 7/16-20 THD SIZE AN834-4C (88044) IN. TUBE	EA	1	*	*	*	*	*	*	2	2	15	25
0	4310-115-3962	TUBE ASSEMBLY: MOISTURE SEPARATOR TO DUMP VALVE 4428-0326 (78385)	EA	1	*	*	*	*	*	*	2	2	15	26
0	4730-684-7310	NUT, TUBE: TEE TO DUMP VALVE MTG, 1/4 IN. TUBE SIZE, 7/16-20 THD SIZE AN924-4C (88044)	EA	1									15	27
0	4820-116-0064	VALVE, SHUTOFF: MOISTURE SEPARATOR TO DEHYDRATOR TUBE 321A (78385)	EA	1	*	*	2	*	*	2	6	6	15	28
0	4730-202-9032	TEE, PIPE: SHUTOFF VALVE MTG, ALL ENDS FEMALE, 1/8-27 THD SIZE AN917-1C (88044)	EA	1	*	*	*	*	*	*	2	2	15	29
0	4310-115-3966	TUBE ASSEMBLY: FILTER TO PRESSURE REGULATOR 4428-0322 (78385)	EA	1	*	*	*	*	*	*	2	2	16	1
20		NIPPLE, TUBE: PRESSURE RELIEF VALVE TEE, PRESSURE REGULATOR FILTER MTG, BOTH ENDS MALE, 1/4 IN. TUBE SIZE, 7/16-20 THD SIZE AN815-4C (88044)	EA	3									16	2
0	5330-981-7574	GASKET: RELIEF VALVE FITTINGS AND FILTER FITTINGS MTG 130A432 (78385)	EA	6	REF	REF	REF	REF	REF	REF	REF	REF	16	3
0	5310-584-5005	NUT, PLAIN, HEXAGON: FLUID PRESSURE FILTER TO FRAME MTG, 1/4-20 THD SIZE MS35690-405 (96906)	EA	2									16	4
0	5310-550-1130	WASHER, LOCK: FLUID PRESSURE FILTER TO FRAME MTG, INTERNAL TEETH, 1/4 IN. SCREW SIZE MS35333-40 (96906)	EA	2									16	5
0	1650-516-4724	FILTER, FLUID PRESSURE: BETWEEN BACK PRESSURE VALVE AND PRESSURE REGULATOR, AIRCRAFT HYDRAULIC LINE TYPE, 3000 PSI MS28720-4 (96906)	EA	1	*	*	*	*	*	*	2	2	16	6
0	4330-028-6757	ELEMENT, FILTER: FLUID PRESSURE FILTER AN6235-1A (88044)	EA	1	2	4	8	2	4	8	100	100	16	7

(1) SMR CODE	(2) FEDERAL STOCK NUMBER	(3) DESCRIPTION REF NUMBER & MFR CODE	(4) USABLE ON CODE	(5) UNIT OF MEAS	(6) 30-DAY DS MAINT ALLOWANCE	(7) 30-DAYS MAINT ALLOWANCE			(8) 1-YR ALW PER 100 EQUIP CNTGY	(9) DEPOT MAINT ALW PER 100 EQUIP	(10) ILLUS- TRATION					
						(a)	(b)	(c)			(a)	(b)	(c)	(a)	(b)	
						1-20	21-50	51-100			1-20	21-50	51-100	FIG. NO.	ITEM NO.	
0	5305-988-9265	SCREW, MACH INE : FLUID PRESSURE FILTER TO FRAME MTG, PAN HEAD, 1/4-20 THD SIZE, 1 3/4 IN. LG MS35223-86 (96906)		EA	2	*	*	*	*	*	*	3	3	16	8	
0	4310-115-3965	TUBE ASSEMBLY: BY-PASS VALVE TO FILTER 4428-0323 (78385)		EA	1	*	*	*	*	*	*	2	2	16	9	
0	4310-115-3964	TUBE ASSEMBLY: DRIER TO BY-PASS VALVE 4428-0324 (78385)		EA	1	*	*	*	*	*	*	2	2	16	10	
0	4730-278-5610	ELBOW, PIPE TO TUBE: DRIER TO BY-PASS VALVE TUBE MTG, 90 DEG, ONE END MALE, 1/4 IN. TUBE SIZE, 7/16-20 THD SIZE, OTHER END MALE, 1/4-18 THD SIZE MS20822-4-4c (96906)		EA	1	*	*	*	*	*	*	2	2	16	11	
0	4730-331-4950	ELBOW, PIPE TO TUBE: AIR TANK DRAIN AND RELIEF VALVE TUBES MTG, 90 DEG, ONE END MALE, 1/4 IN. TUBE SIZE, 7/16-20 THD SIZE, OTHER END MALE, 1/8-27 THD SIZE MS20822-4c (96906)		EA	3	*	*	*	*	*	*	2	2	16	12	
0	4820-116-0065	VALVE, GLOBE: AIR TANK DRAIN DR334A (28968)		EA	1	*	*	2	*	*	2	6	6	16	13	
0	4730-698-4035	ADAPTER, STRAIGHT, PIPE TO TUBE: TANK DRAIN GLOBE VALVE TO TUBE, ONE END MALE, 1/4 IN. TUBE, 7/16-20 THD SIZE, OTHER END MALE, 1/8-27 THD SIZE AN816-4c (88044)		EA	1									16	14	
0	4310-115-3969	TUBE ASSEMBLY: TANK TO DRAIN 4428-0319 (78385)		EA	1	*	*	*	*	*	*	2	2	16	15	
F	5330-804-5694	PACKING, PREFORMED: DRAIN ADAPTER TO AIR PRESSURE TANK MTG MS28778-16 (96906)		EA	1	*	2	2	*	2	2	20	100	16	16	
F	4730-118-5097	ADAPTER, DRAIN: AIR PRESSURE TANK 4428-0316 (78385)		EA	1	*	*	*	*	*	*	2	2	16	17	
0	4310-115-3968	TUBE ASSEMBLY: SAFETY FITTING TO TANK 4428-0320 (78385)		EA	1	*	*	*	*	*	*	*	*	2	16	18
0	4730-698-4033	NIPPLE, TUBE: TANK TO PRESSURE RELIEF VALVE TEE TUBE MTG, 1/4 IN. TUBE SIZE, 7/16-20 THD SIZE AN932-4c (88044)		EA	1	REF	REF	REF	REF	REF	REF	REF	REF	16	19	
0	4730-684-7310	NUT, TUBE: TANK TO RELIEF VALVE TUBE FITTING, 1/4 IN. TUBE SIZE, 7/16-20 THD SIZE AN924-4c (88044)		EA	1									16	20	
0	4730-580-7302	LOCKNUT, TUBE FITTING: RELIEF VALVE TEE FITTING MTG, 1/4 IN. SIZE, 7/16-20 THD SIZE AN6289c4 (88044) TUBE		EA	1	REF	REF	REF	REF	REF	REF	REF	REF	16	21	
0	5330-186-4947	PACKING, PREFORMED: RELIEF VALVE FITTINGS MTG MS28777-4 (96906)		EA	1	REF	REF	REF	REF	REF	REF	REF	REF	16	22	
0	4310-115-3967	TUBE ASSEMBLY: SHUTOFF VALVE TO SAFETY FITTING 4428-0321 (78385)		EA	1	*	*	*	*	*	*	2	2	16	23	
0	4730-684-7310	TEE, BOSS: PRESSURE RELIEF VALVE MTG, ALL ENDS FEMALE, 1/4-18 THD SIZE AN938c4 (88044)		EA	1	*	*	*	*	*	*	3	3	16	24	
0	4820-115-8887	VALVE, PRESSURE RELIEF: MOISTURE SEPARATOR AND AIR TANK LINE 116 B100-3 (78385)		EA	2	*	*	2	*	*	2	10	25	17	1	

(1) SMR CODE	(2) FEDERAL STOCK NUMBER	(3) DESCRIPTION REF NUMBER & MFR CODE	(4) USABLE ON CODE	(5) UNIT OF MEAS	QTY INC IN UNIT	(6) 30-DAY DS MAINT ALLOWANCE			(7) 30-DAY GS MAINT ALLOWANCE			(8) 1-YR ALW PER 100 EQUIP CNTGY	(9) DEPOT MAINT ALW PER 100 EQUIP	(10) ILLUS- TRATION	
						(a)	(b)	(c)	(a)	(b)	(c)			(a)	(b)
						1-20	21-50	51-100	1-20	21-50	51-100			FIG NO.	ITEM NO.
1		STEM; PRESSURE RELIEF VALVE 116A110 (78385)		EA	1									17	2
1		SCREW, ADJUSTING; PRESSURE RELIEF VALVE SPRING 116A121 (78385)		EA	1									17	3
F	1650-526-9709	SPRING, HELICAL, COMPRESSION; PRESSURE RELIEF VALVE 66A417 (78385)		EA	1	*	*	*	*	*	*	5	5	17	4
F	1450-876-3897	SHIM; PRESSURE RELIEF VALVE SPRING 116B124 (78385)		EA	2	*	*	*	*	*	*	5	10	17	5
1		RETAINER, SPRING; PRESSURE RELIEF VALVE 116A120 (78385)		EA	1									17	6
F	5330-876-3896	PACKING, PREFORMED; PRESSURE RELIEF VALVE PISTON 116A153 (78385)		EA	1	*	*	2	*	*	2	10	20	17	7
1		PISTON ASSEMBLY; PRESSURE RELIEF VALVE 116A110 (78385)		EA	1									17	8
F	1450-055-2792	BALL, BEARING; PRESSURE RELIEF VALVE PISTON 216CP16 (78385)		EA	1	*	*	2	*	*	2	10	10	17	9
F	1650-527-1773	SPRING, HELICAL, COMPRESSION; PRESSURE RELIEF VALVE PISTON BEARING BALL 116A103 (78385)		EA	1	*	*	2	*	*	2	8	10	17	10
1		BODY; PRESSURE RELIEF VALVE 116B101 (78385)		EA	1									17	11
2F		PLATE, IDENTIFICATION; PRESSURE RELIEF VALVE 116B115 (78385)		EA	1									17	12
O	4310-433-3001	FITTING ASSEMBLY SAFETY 2740235 (78385)		EA	1	*	*	2	*	*	2	6	10	18	1
1		CAP, RING RETAINING; SAFETY FITTING ASSEMBLY 2740252 (78385)		EA	1									18	2
1		RING, DISC; SAFETY FITTING ASSEMBLY 2740251 (78385)		EA	1									18	3
1		DISC, RUPTURE; SAFETY FITTING ASSEMBLY 2741031 (78385)		EA	1									18	4
1		HOUSING, FITTING; SAFETY FITTING ASSEMBLY 2740246 (78385)		EA	1									18	5
F	5330-988-9858	PACKING, PREFORMED; SAFETY FITTING ASSEMBLY 130A2250 (78385)		EA	1	*	2	2	*	2	2	20	100	18	6
1		CAP, FILTER; SAFETY FITTING ASSEMBLY 2740248 (78385)		EA	1									18	7
O	4820-032-7661	VALVE ASSEMBLY, CHECK 140B1100 (78385)		EA	1	*	*	2	*	*	2	6	10	19	1
1		SCREW, BODY; CHECK VALVE ASSEMBLY 140A1107 (78385)		EA	1									19	2
F	5330-140-7613	PACKING, PREFORMED; CHECK VALVE BODY SCREW MTG AN6227-7 (88044)		EA	1	*	*	2	*	*	2	10	100	19	3
F	1650-394-2388	SEAT, VALVE; CHECK VALVE 140A0109 (78385)		EA	1	*	*	2	*	*	2	100	100	19	4

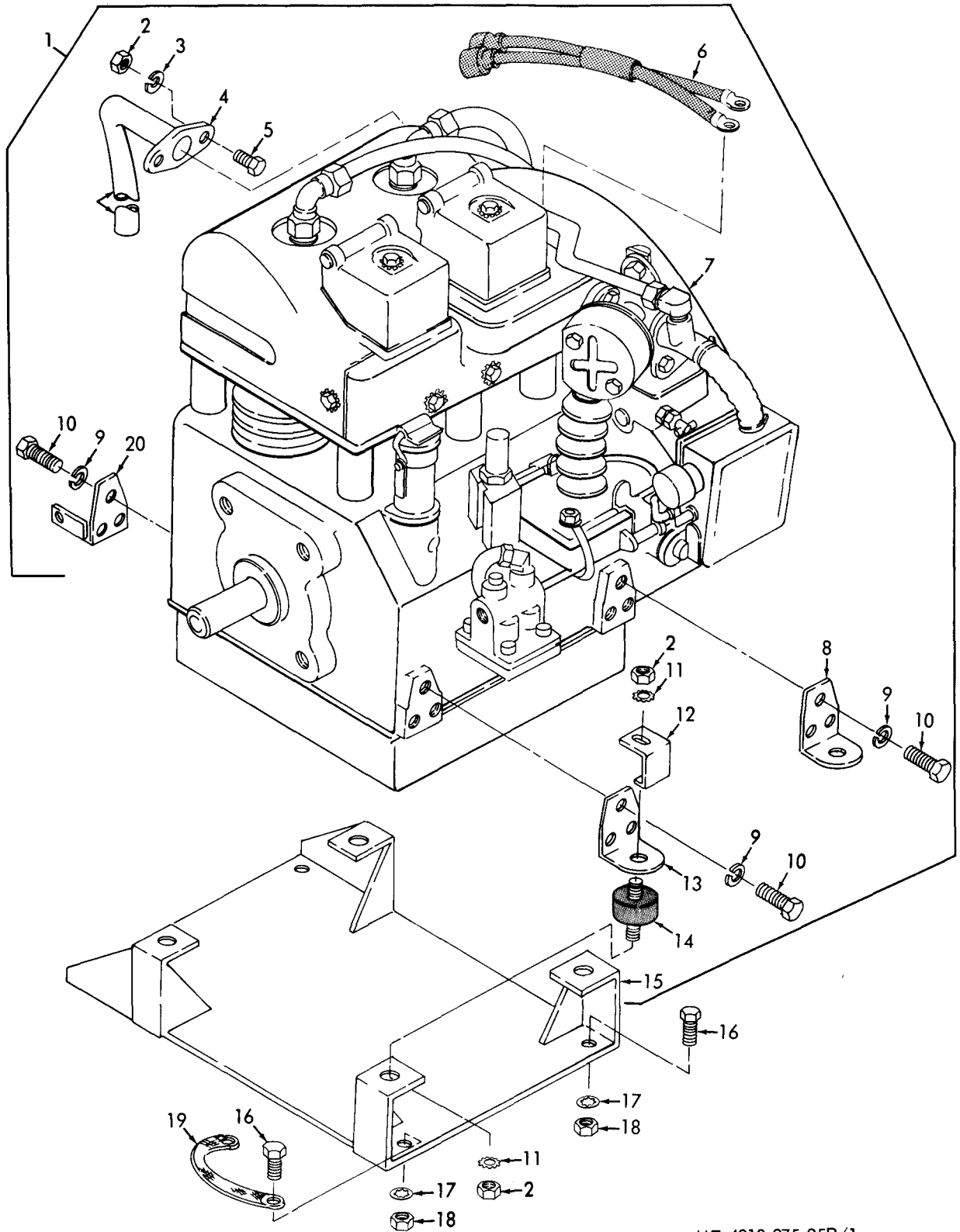
(1) SMR CODE	(2) FEDERAL STOCK NUMBER	(3) DESCRIPTION REF NUMBER & MFR CODE	(4) USABLE ON CODE	(5) UNIT OF MEAS	QTY INC IN UNIT	(6) 30-DAYDS MAINT ALLOWANCE			(7) 30-DAYGS MAINT ALLOWANCE			(8) 1-YR ALW PER 100 EQUIP CNTGY	(9) DEPOT MAINT ALW PER 100 EQUIP	(10) ILLUS- TRATION	
						(a)	(b)	(c)	(a)	(b)	(c)			(a)	(b)
						1-20	21-50	51-100	1-20	21-50	51-100			FIG. NO.	ITEM NO.
1		RETAINER, SEAT; CHECK VALVE 140A0110 (78385)		EA	1									19	5
1		POPPET; CHECK VALVE 140A0114 (78385)		EA	1									19	6
F	1270-733-1336	SPRING, HELICAL, COMPRESSION; CHECK VALVE POPPET 140A0113 (78385)		EA	1	*	*	2				10	100	19	7
1		GUIDE, POPPET; CHECK VALVE 140A0112 (78385)		EA	1									19	8
1		BODY, VALVE; CHECK VALVE 140B1101 (78385)		EA	1									19	9
O	4820-602-4412	REGULATOR, FLUID PRESSURE; BACK PRESSURE VALVE 2670100-1 (78385)		EA	2	*	*	2				6	15	20	1
F	4450 600-4330	CAP, VALVE; BACK PRESSURE REGULATOR 2670126 (78385)		EA	1	*	*	*				3	3	20	2
1		PLATE, SPRING; BACK PRESSURE REGULATOR 2670124 (78385)		EA	2									20	3
F	1450-561-5253	SPRING, HELICAL, COMPRESSION; BACK PRESSURE REGULATOR 2670125 (78385)		EA	1	*	2		2	2	20	100	20	20	4
1		HOUSING ASSEMBLY, VALVE; BACK PRESSURE REGULATOR 2670129 (78385)		EA	1									20	5
2F		PLATE, IDENTIFICATION; BACK PRESSURE REGULATOR 2670127 (78385)		EA	1									20	6
F	5305-253-5609	SCREW, DRIVE; BACK PRESSURE REGULATOR IDENTIFICATION PLATE MTG, NO. 2, 0.15 IN. LG AN535-2-2 (88044)		EA	2									20	7
F	5330-559-1291	PACKING, PREFORMED; BACK PRESSURE REGULATOR VALVE SEAT 2670128 (78385)		EA	2	*			*	2	2	20	50	20	8
F	1650-561-5254	SEAT, VALVE; BACK PRESSURE REGULATOR 2670130 (78385)		EA	1	*			*	*	*	2	2	20	9
F	5330-981-7574	GASKET; BACK PRESSURE REGULATOR OUTLET FITTING MTG 130A0432 (78385)		EA	2	REF			REF	REF	REF	REF	REF	20	10
F	1650-600-4384	FITTING, OUTLET; BACK PRESSURE REGULATOR 2670132 (78385)		EA	1	*			*	*	*	2	2	20	11
F	1650-600-4383	FITTING, INLET; BACK PRESSURE REGULATOR 2670131 (78385)		EA	1	*			*	*	*	2	2	20	12
F	1650-561-5252	POPPET, VALVE; BACK PRESSURE REGULATOR 2670123 (78385)		EA	1	*			*	*	*	2	2	20	13
F	5330-894-1954	PACKING, PREFORMED; BACK PRESSURE REGULATOR POPPET VALVE MS28774-7 (96906)		EA	1	*			*	*	2	10	10	20	14
O		LAMP, HOSE; SEPARATOR AND LEAD ASSEMBLY MTG 3090682 (78385)		EA	1									21	1
O	4310-115-3971	SEPARATOR AND LEAD ASSEMBLY 4455-0025 (78385)		EA	1	*			*	*	*	2	2	21	2
F		TERMINAL, ELECTRICAL; SEPARATOR AND LEAD ASSEMBLY 320555 (00779)		EA	2									21	3

(1) SMR CODE	(2) FEDERAL STOCK NUMBER	(3) DESCRIPTION REF NUMBER & MFCODE	(4) USABLE ON CODE JNIT OF MEA?	(5)			(6)			(7)			(8) 1-YR ALW PER 100 QUIP NTG?	(9) DEPO MAINT ALW PER 100 QUIP	(10) ILLUS- TRATION	
				Q1 IN UN	30- (a)	Y DS LOWA (b)	JNIT CE (c)	30- (a)	Y GS LOWA (b)	JNIT CE (c)	FIG. NO.	ITEM NO.				
															1-20	21-50
K1		FILTER AND SEPARATOR ASSEMBLY 4455-0018 (78385)	EA												2	1
P F	4310-433-3012	BLANKET, HEATER; FILTER AND SEPARATOR ASSEMBLY 3810123 (78385)	EA		*	*	2	*				100	100		2	
P F	5930-015-0041	SWITCH, THERMOSTATIC; FILTER AND SEPARATOR ASSEMBLY 645-0055 (78385)	EA		*	*	2	*				100	100		2	6
K1		SHELL; FILTER AND SEPARATOR ASSEMBLY 457-0025 (78385)	EA												2	7
F	4730-221-2137	PLUG, PIPE; FILTER AND SEPARATOR ASSEMBLY, SQUARE HEAD, 1/4-18 THD SIZE MS20913-2S (96906)	EA												2	8
(1)		RETAINER, DISC; SEPARATOR AND FILTER ASSEMBLY 130B2746 (78385) (COMPONENT OF PARTS KIT, FSN 4310-574-7708)	EA												2	9
(1)		RING, DISC; SEPARATOR AND FILTER ASSEMBLY 2740251 (78385) (COMPONENT OF PARTS KIT, FSN 4310-574-7708)	EA												21	10
1		DISC, RUPTURE; SEPARATOR AND FILTER ASSEMBLY 2741031 (78385) (COMPONENT OF PARTS KIT, FSN 4310-574-7708)	EA												21	11
P F	4310-115-3972	CAP, TANK; SEPARATOR AND FILTER ASSEMBLY 3800641 (78385)	EA		*	*	*	*	*			2	2		21	12
(1)		GASKET; FILTER AND SEPARATOR ASSEMBLY 48A113 (78385) (COMPONENT OF PARTS KIT, FSN 4310-097-9832)	EA												21	13
(1)		GASKET; FILTER AND SEPARATOR ASSEMBLY 130A1580 (78385) (COMPONENT OF PARTS KIT, FSN 4310-097-9832)	EA												21	14
(1)		ELEMENT, FILTER; FILTER AND SEPARATOR ASSEMBLY 130B1759 (78385) (COMPONENT OF PARTS KIT, FSN 4310-097-9832)	EA												21	15
(1)		WASHER; FILTER AND SEPARATOR ASSEMBLY 130A1581 (78385) (COMPONENT OF PARTS KIT, FSN 4310-097-9832)	EA												21	16
(1)		SCREW ASSEMBLY; FILTER AND SEPARATOR ASSEMBLY 130B0487 (78385) (COMPONENT OF PARTS KIT, FSN 4310-097-9832)	EA												21	17
P O	4310-460-6633	ALVE, CHECK; DUMP 4465-0040 (78385)	EA		*	*	2	*	*			10	10		21	18
(1)		ADAPTER, TUBE; DUMP VALVE 428-0282 (78385)	EA												21	19
P F	5330-116-4057	PACKING, PREFORMED; DUMP VALVE 437-0284 (78385)	EA		2	2	2	2	2			20	100		21	20

(1) SMR CODE	(2) FEDERAL STOCK NUMBER	(3) DESCRIPTION REF NUMBER & MFR CODE	(4) USABLE ON CODE UNIT OF MEAS	(5) QTY INC IN UNIT	(6) 30-DAY DS MAINT ALLOWANCE			(7) 30-DAY GS MAINT ALLOWANCE			(8) 1-YR ALW PER 100 EQUIP CNTGY	(9) DEPOT MAINT ALW PER 100 EQUIP	(10) ILLUS- TRATION	
					(a)	(b)	(c)	(a)	(b)	(c)			(a)	(b)
					1-20	21-50	51-100	1-20	21-50	51-100			FIG. NO.	ITEM NO.
		PISTON: DUMP VALVE 419-0195 (78385)	EA	1									21	21
F		PACKING, PREFORMED: DUMP VALVE 637-0047 (78385)	EA	1	2	2	2	2	2	2	20	50	21	22
F	5340-113-8374	SPRING: DUMP VALVE 425-0125 (78385)	EA	1	*	*	2	*	*	2	6	10	21	23
IF		BALL, STEEL: DUMP VALVE MS9461-03 (96906)	EA	1									21	24
		BODY: DUMP VALVE 437-0204 (78385)	EA	1									21	25
O	4310-115-3973	DEHYDRATOR 600100-1 (56190)	EA	1	*	*	*	*	*	*	2	2	22	1
IO		SCREW, 1 LG: DEHYDRATOR CAP 100488-1 (56190)	EA										22	2
IO		COVER: DEHYDRATOR CAP 100885-1 (56190)	EA										22	3
O	5340-804-2027	RING, RETAINING: DEHYDRATOR PERFORATOR HEAD 5100-93SMD (79136)	EA		*			*	*	*	3	3	22	4
		CAP: DEHYDRATOR 500232-1 (56190)	EA										22	5
IO		HEAD, PERFORATOR: DEHYDRATOR 300430-1 (56190)	EA										22	6
O	5330-186-4128	WASHER, NONMETALLIC: DEHYDRATOR PERFORATOR HEAD MTG AN6246-36 (88044)	EA		*			*	2	2	20	20	22	7
O	5330-196-5322	PACKING, PREFORMED: DEHYDRATOR PERFORATOR HEAD MTG AN6227-36 (88044)	EA		2			2	*	2	20	100	22	8
O	5340-113-1607	SPRING: DEHYDRATOR PERFORATOR HEAD 101086-1 (56190)	EA		*			*	*	*	3	3	22	9
O	5330-113-3826	RETAINER, SEAL: DEHYDRATOR CARTRIDGE 300575-1 (56190)	EA		*			*	*	*	3	3	22	10
O	5330-64-0-9476	PACKING, PREFORMED: DEHYDRATOR CARTRIDGE SEAL RETAINER MTG AN6227-34 (88044)	EA		*			*	2	2	20	100	22	11
O		SCREW, CAP, SOCKET HEAD: DEHYDRATOR CARTRIDGE SEAL RETAINER TO PERFORATOR HEAD MTG, 1/4-20 THD SIZE, 1 1/4 IN. LG MS35457-38 (96906)	EA										22	12
O		SPACER: PERFORATOR DISC MTG 101085-1 (56190)	EA										22	13
O	5310-807-1468	NUT, SELF-LOCKING, HEXAGON: DEHYDRATOR PERFORATOR MTG, 1/4-28 THD SIZE AN364-428C (88044)	EA										22	14
O		DISC: DEHYDRATOR PERFORATOR MTG 300577-1 (56190)	EA										22	15
O		WASHER, FLAT: PERFORATOR DISC MTG, 1/4 IN. SCREW SIZE AN960-416L (88044)	EA										22	16
O		SCREW, MACHINE: DEHYDRATOR DISC TO CARTRIDGE SEAL RETAINER MTG, WASHER HEAD, 1/4-28 THD SIZE, 5/8 IN. LG AN525-416-10 (88044)	EA										22	17
O		NUT, PLAIN, HEXAGON: PERFORATOR DISC MTG, 1/4-28 THD SIZE AN345-416 (88044)	EA										22	18

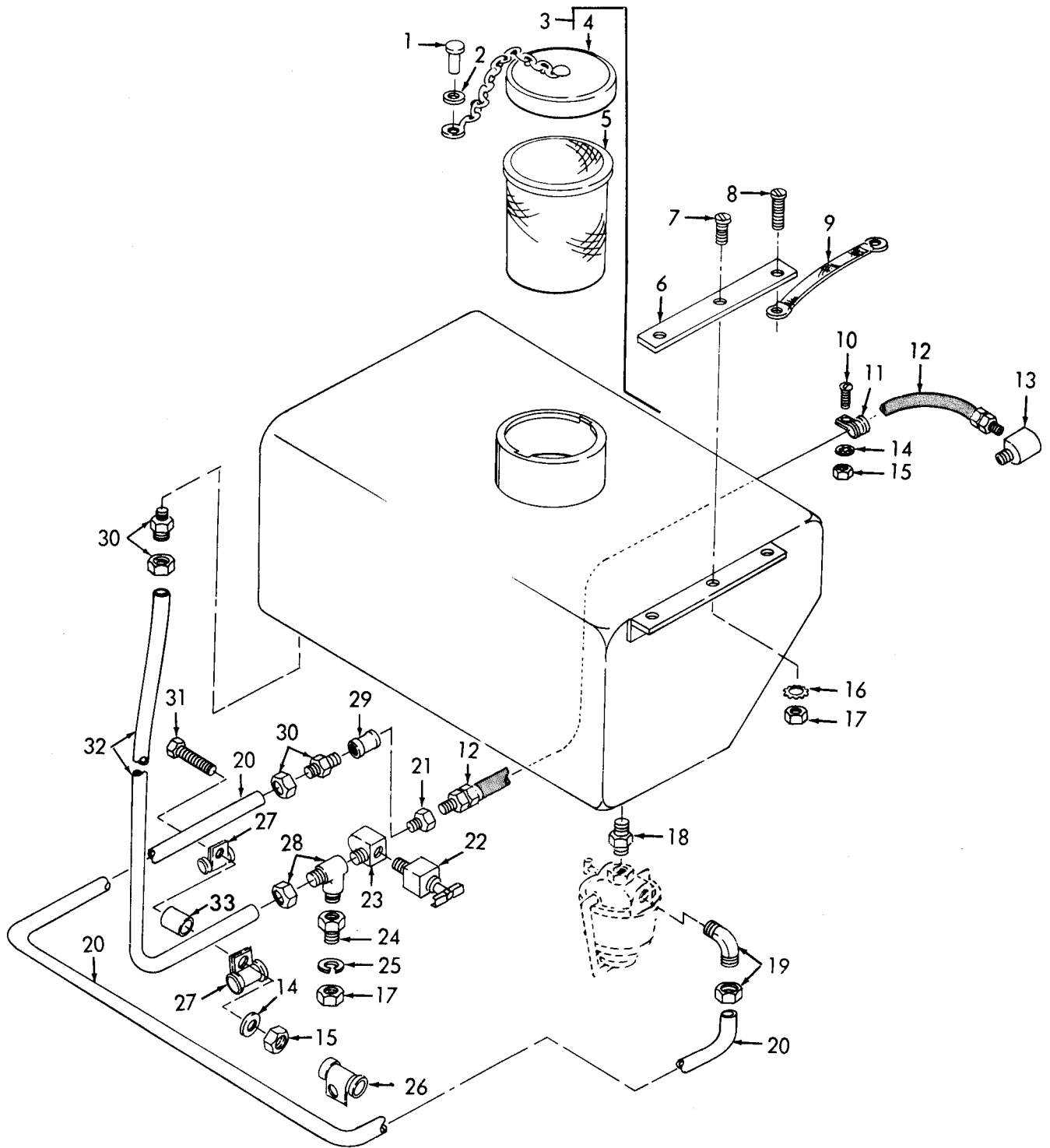
(1) SMR CODE	(2) FEDERAL STOCK NUMBER	(3) DESCRIPTION REF NUMBER & MFR CODE	(4) USABLE ON CODE UNIT OF (EA)	(6)			(7)			(8)	(9)	(10)		
				30-	Y DS	INT	30-	Y DS	INT	1-YR	DEPO	ILLUS-		
				(a)	LOW	E	(a)	LOW	E	ALW	MAINT	(a)	(b)	
				1-20	21-50	1-100	1-20	21-50	51-100	PER	ALW	FIG.	TEA	
										100	100	NO	NO.	
										EQUIP	QUIP			
										INTGY				
X20		PERFORATOR; DEHYDRATOR CARTRIDGE 300576-1 (56190)	EA										22	15
X20		PLATE, INSTRUCTION; DEHYDRATOR 102142-1 (56190)	EA										22	20
P 0	4440-580-7293	CARTRIDGE, DEHYDRATOR MILC4952MA1 (96906)	EA		40	84	160	40	8	160	2000	100	22	21
0		SCREW, MACHINE; DEHYDRATOR PERFORATOR ASSEMBLY MTG, WASHER HEAD, NO. 10-32 THD SIZE, 3/8 IN. LG AN525-10-6 (88044)	EA										22	22
X20		PERFORATOR ASSEMBLY; DEHYDRATOR 300607-1 (56190)	EA										22	23
X20		SPACER; DEHYDRATOR PERFORATOR ASSEMBLY 300432-1 (56190)	EA										22	24
X20		BODY; DEHYDRATOR 500234-1 (56190)	EA										22	25
X20		BUSHING, REDUCER; DEHYDRATOR TOP 300451-1 (56190)	EA										22	26
P 0	3330-297-6868	PACKING, PREFORMED; DEHYDRATOR ADAPTER MTG AN6290-10 (88044)	EA		*	2	2	*		2	20	25	22	27
X20		BOLT, U; DEHYDRATED MTG BRACKET MTG, 1/4-28 THD SIZE 300573-1 (56190)	EA										22	28
X20		BRACKET; DEHYDRATOR MTG 300572-1 (56190)	EA										22	29
X20		NUT, SELF-LOCKING, HEXAGON; DEHYDRATOR MTG BRACKET MTG, 1/4-28 THD SIZE AN365-428A (88044)	EA	1									22	30
P 0	1730-118-8549	ADAPTER; DEHYDRATOR 300450-1 (56190)	EA		*	*	*	*	*	*	2	2	22	31
0	3305-639-8117	SCREW, CAP, HEXAGON HEAD; DEHYDRATOR MTG, 3/8-16 THD SIZE, 7/8 IN. LG MS35297-59 (96906)	EA	1									22	32
0		WASHER, LOCK; DEHYDRATOR MTG, EXTERNAL TEETH, 3/8 IN. SCREW SIZE MS35335-41 (96906)	EA	1									22	33
0	3310-543-2628	NUT, PLAIN, HEXAGON; DEHYDRATOR MTG, 3/8-16 THD SIZE MS35690-602 (96906)	EA	1									22	34
P F	3310-574-7708	WARRANTY KIT, DISC, RUPTURE; SEPARATOR AND FILTER ASSEMBLY 4459-0112 (78385) 1-RETAINER, DISC; SEPARATOR AND FILTER ASSEMBLY, P/N 13082746 (78385) 1-RING, DISC; SEPARATOR AND FILTER ASSEMBLY, P/N 2740251 (78385) 1-DISC, RUPTURE; SEPARATOR AND FILTER ASSEMBLY, P/N 2741031 (78385)	EA	2	REF	REF	REF	REF	REF	REF	REF	REF		

(1) SMR CODE	(2) FEDERAL STOCK NUMBER	(3) DESCRIPTION REF NUMBER & MFR CODE	(4) USABLE ON CODE UNIT OF EAS	(5) QTY INC IN INIT	(6) 30-DAYDS MAINT ALLOWANCE			(7) 30-DAYGS LOW, INT E			(8) 1-YR ALW PER 100 QUIP NTGY	(9) EPO MAINT ALW PER 100 QUIP	(10) ILL TR DN	
					(a)	(b)	(c)	(a)	(b)	(c)			(a)	(b)
					-20	1-50	1-100	1-20	21-50	1-100			FIG. NO.	ITEM NO.
F	1310-097-9832	ARTS KIT, MOISTURE SEPARATOR; FILTER AND SEPARATOR ASSEMBLY 4459-0105 (78385) 1-GASKET; FILTER AND SEPARATOR ASSEMBLY, P/N 48A113 (78385) 1-ELEMENT, FILTER; FILTER AND SEPARATOR ASSEMBLY, P/N 130B1759 (78385) 1-SCREW ASSEMBLY; FILTER AND SEPARATOR ASSEMBLY, P/N 130 B0487 (78385) 1-WASHER; FILTER AND SEPARATOR ASSEMBLY, P/N 130A1581 (78385) 1-GASKET; FILTER AND SEPARATOR ASSEMBLY, P/N 130A1580 (78385) GROUP 11 - AIR RECEIVER	EA	1	2	2	4	2	2	4	50	100		
F	1310-115-3958	ARNESSE ASSEMBLY; AIR PRESSURE TANK MTG 643-0021 (78385)	EA	1	*	*	*	*	*	*	3	3	23	1
F	3310-596-6696	WASHER, LOCK; AIR PRESSURE TANK HARNESSE ASSEMBLY MTG, 7/16 IN. SCREW SIZE	EA	4									23	2
F	3310-276-3402	NUT, PLAIN, HEXAGON; AIR PRESSURE TANK HARNESSE ASSEMBLY MTG, 7/16-20 THD SIZE	EA	4									23	3
F	1310-107-0981	ANK, PRESSURE, AIR 870960 (33525)	EA	1	*	*	*	*	*	*	2	2	23	4



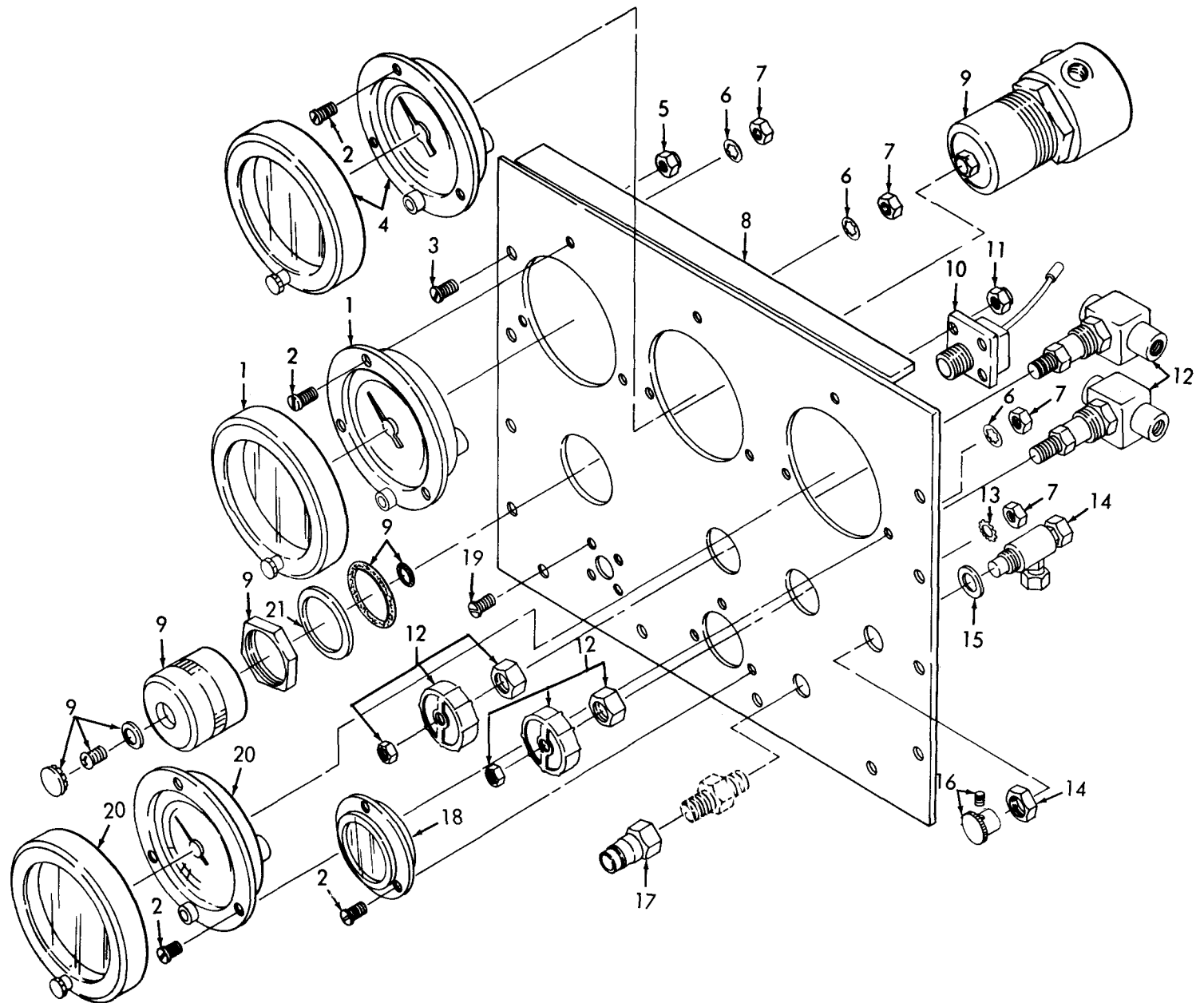
ME 4310-275-25P/1

Figure 1. Engine and Mounting Parts



ME 4310-275-25P/2

Figure 2. Fuel Tank, Lines and Fittings



ME 4310-275-25P/3

Figure 3. Instrument Panel

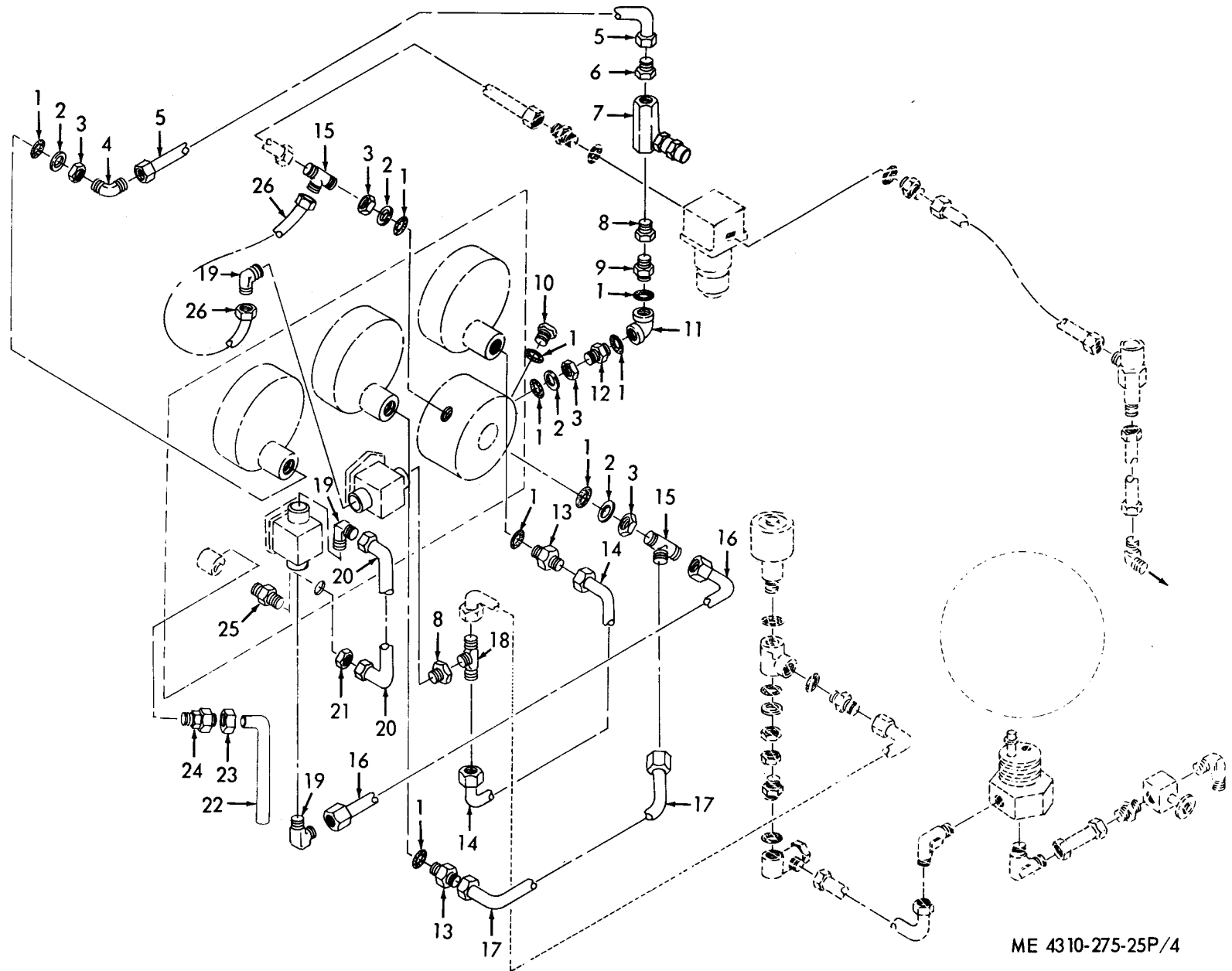
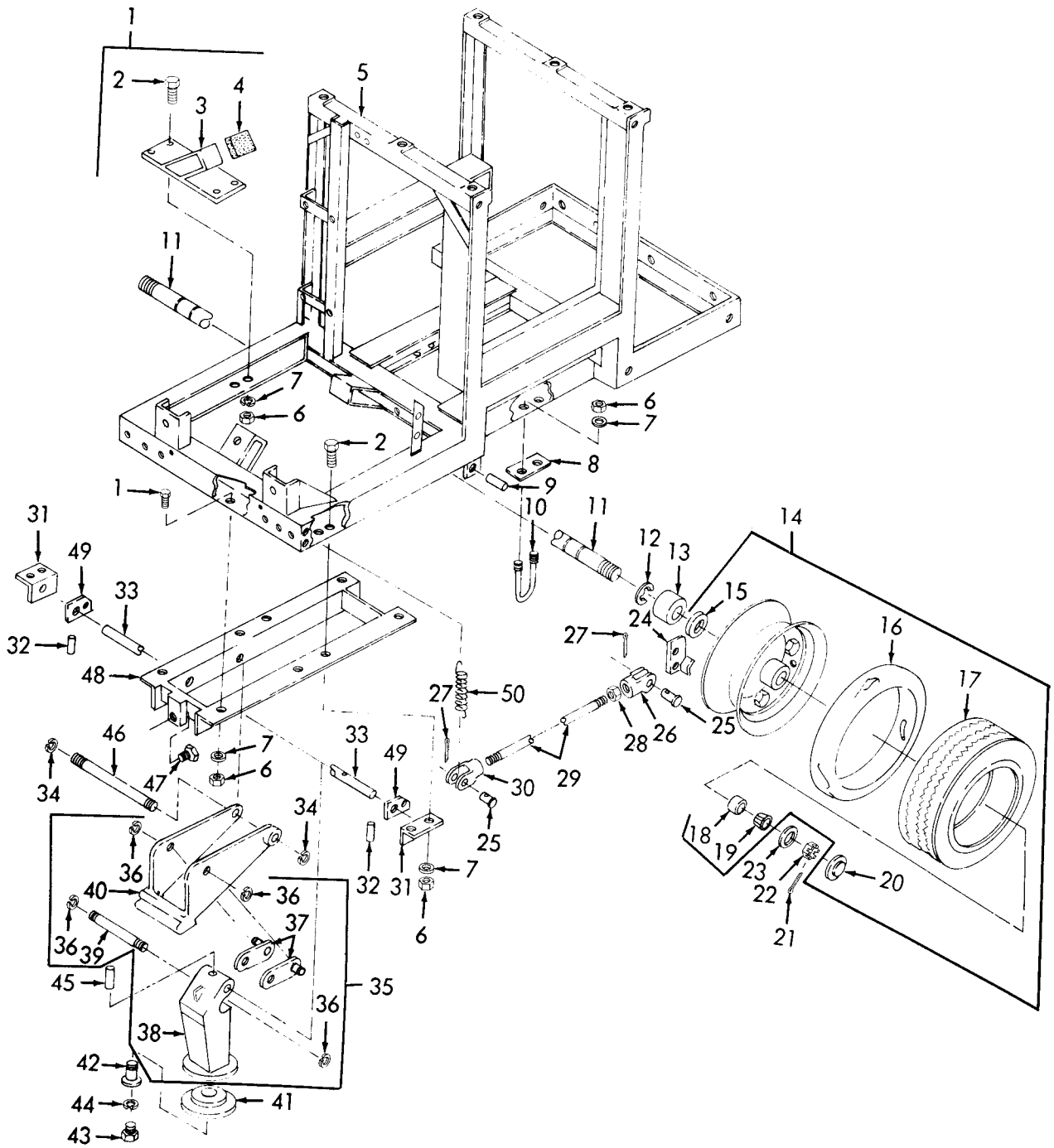
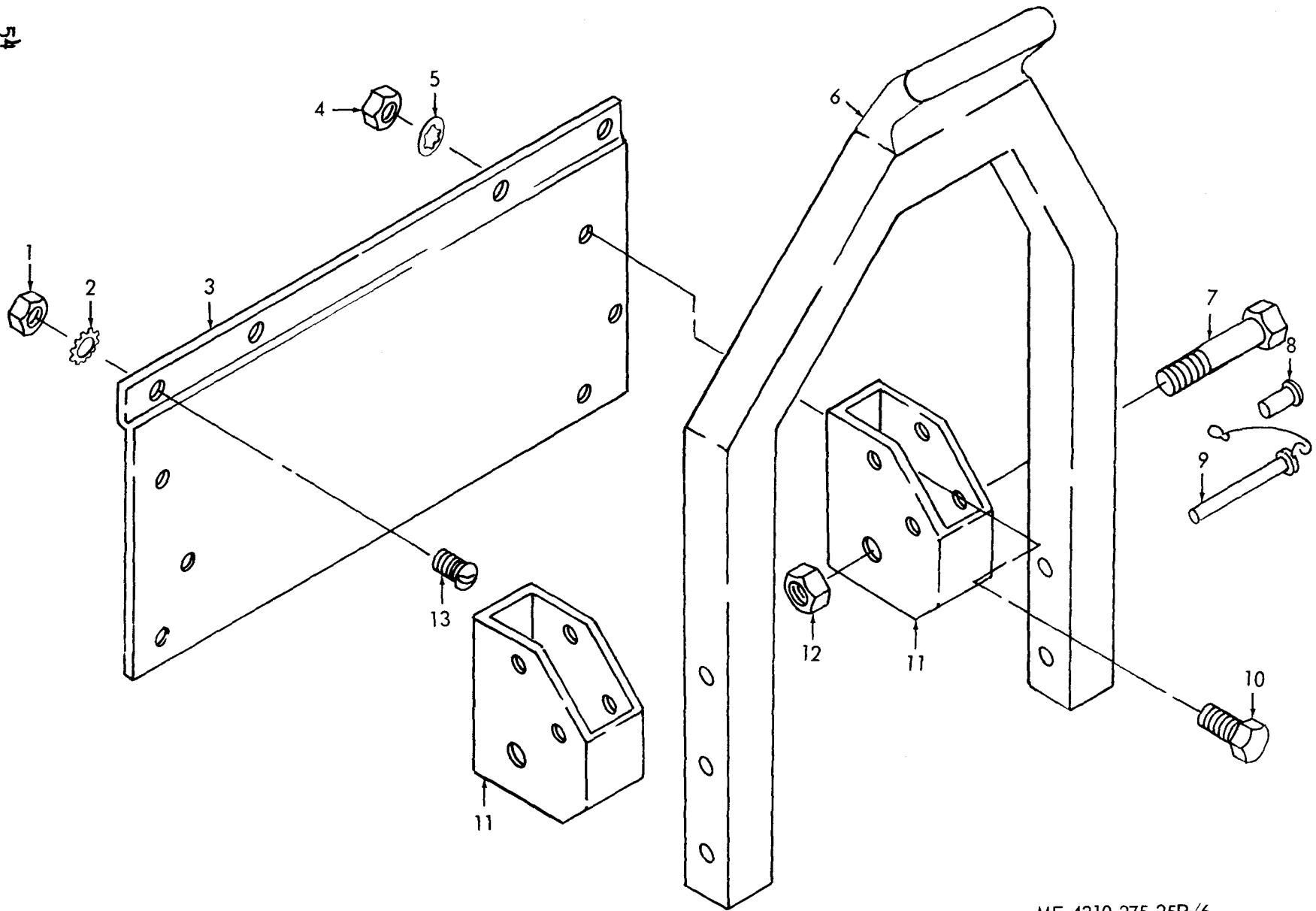


Figure 4. Instrument Panel, Back



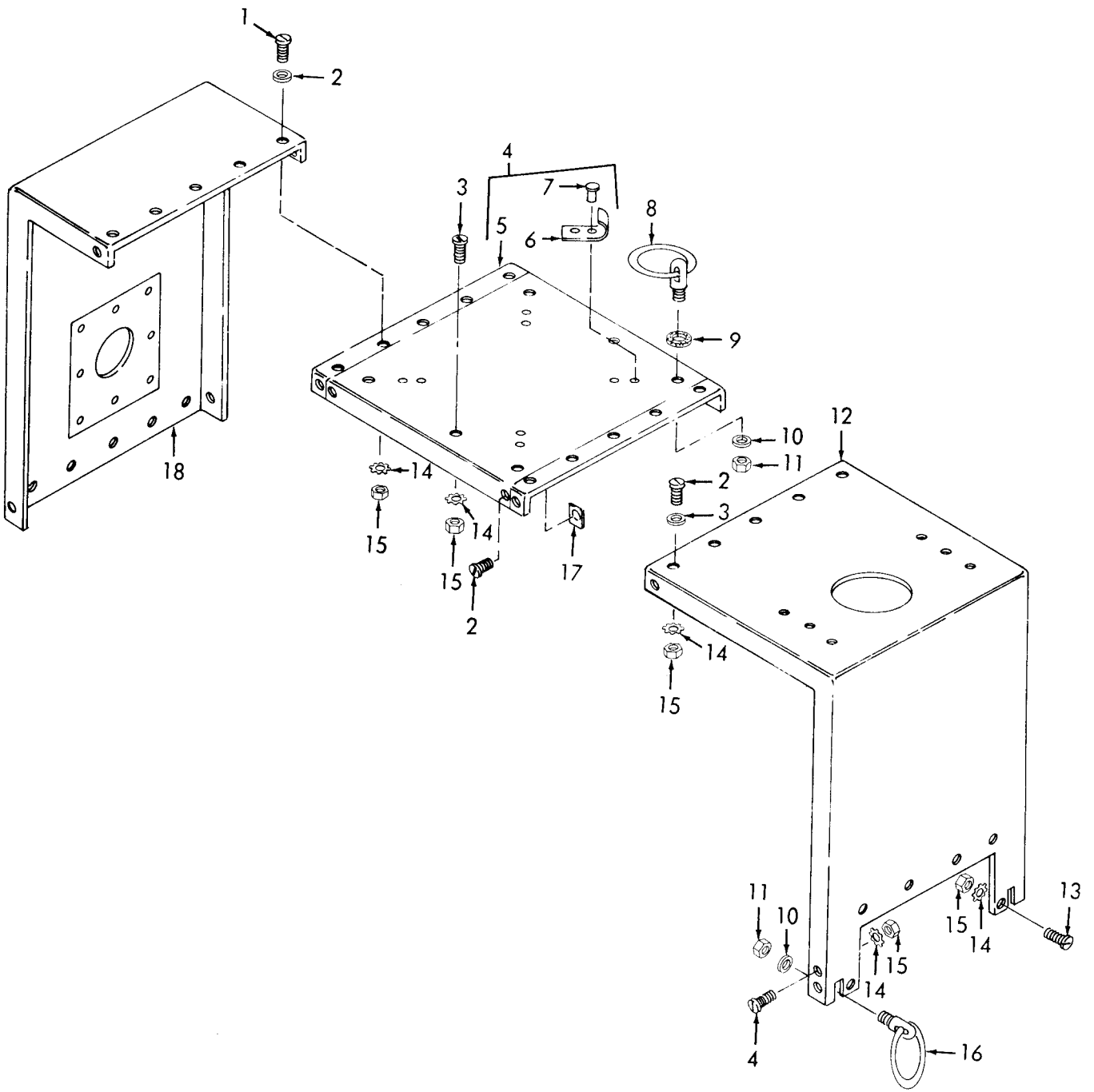
ME 4310-275-25P/5

Figure 5. Chassis and Wheel



ME 4310-275-25P/6

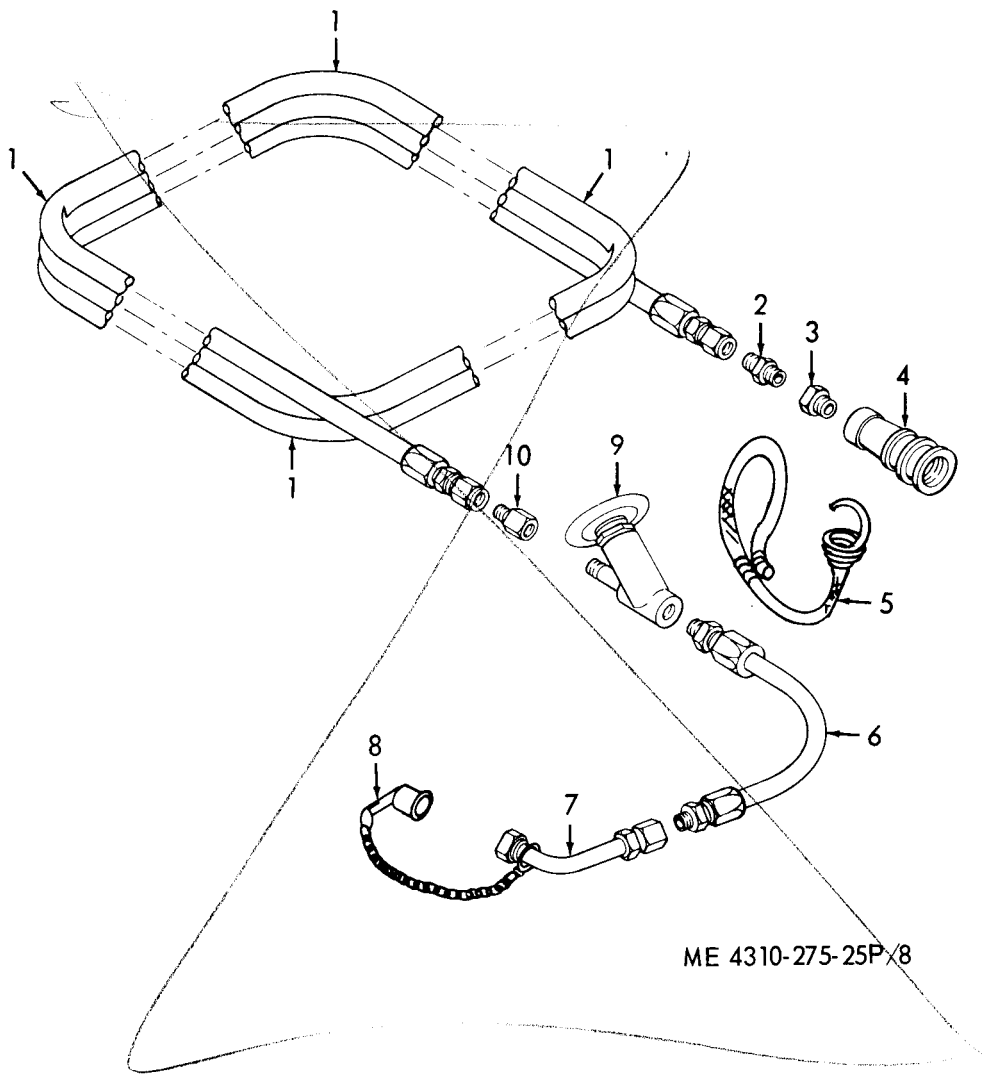
Figure 6. Tow Bar



ME 4310-275-25P/7

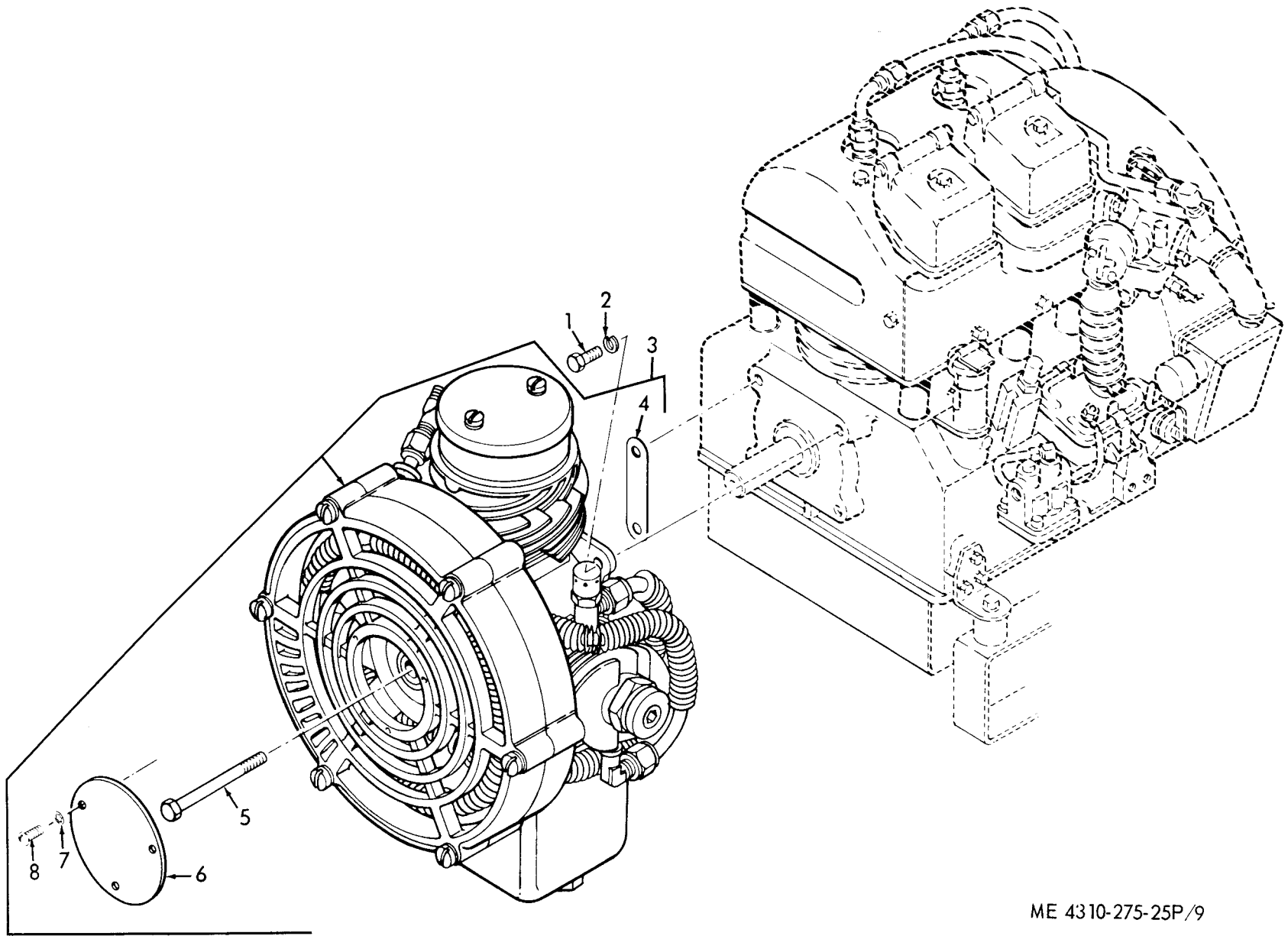
Figure 7. Compressor Housing

Super by
C 3



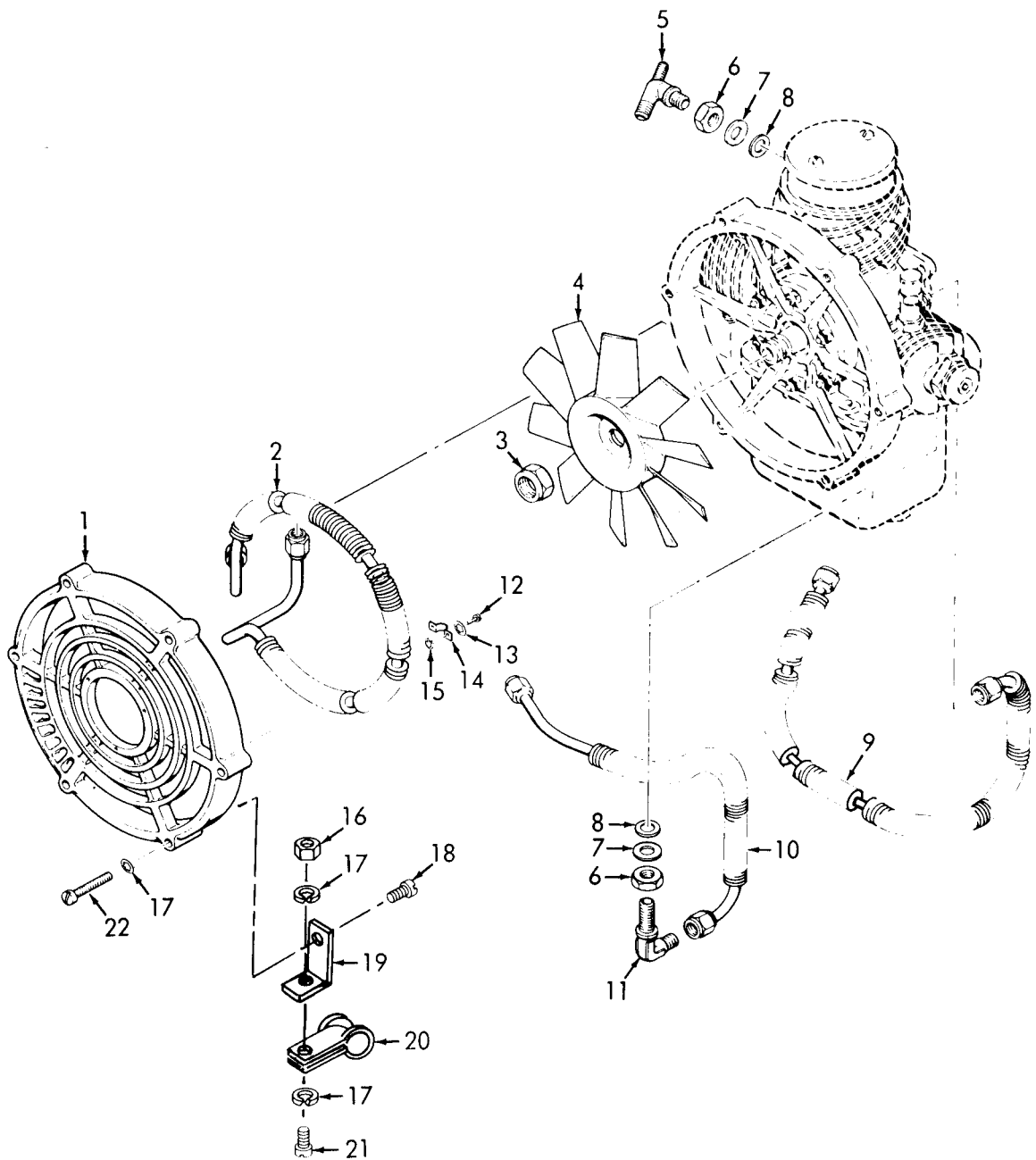
ME 4310-275-25P/8

Figure 8. Air Discharge Hose



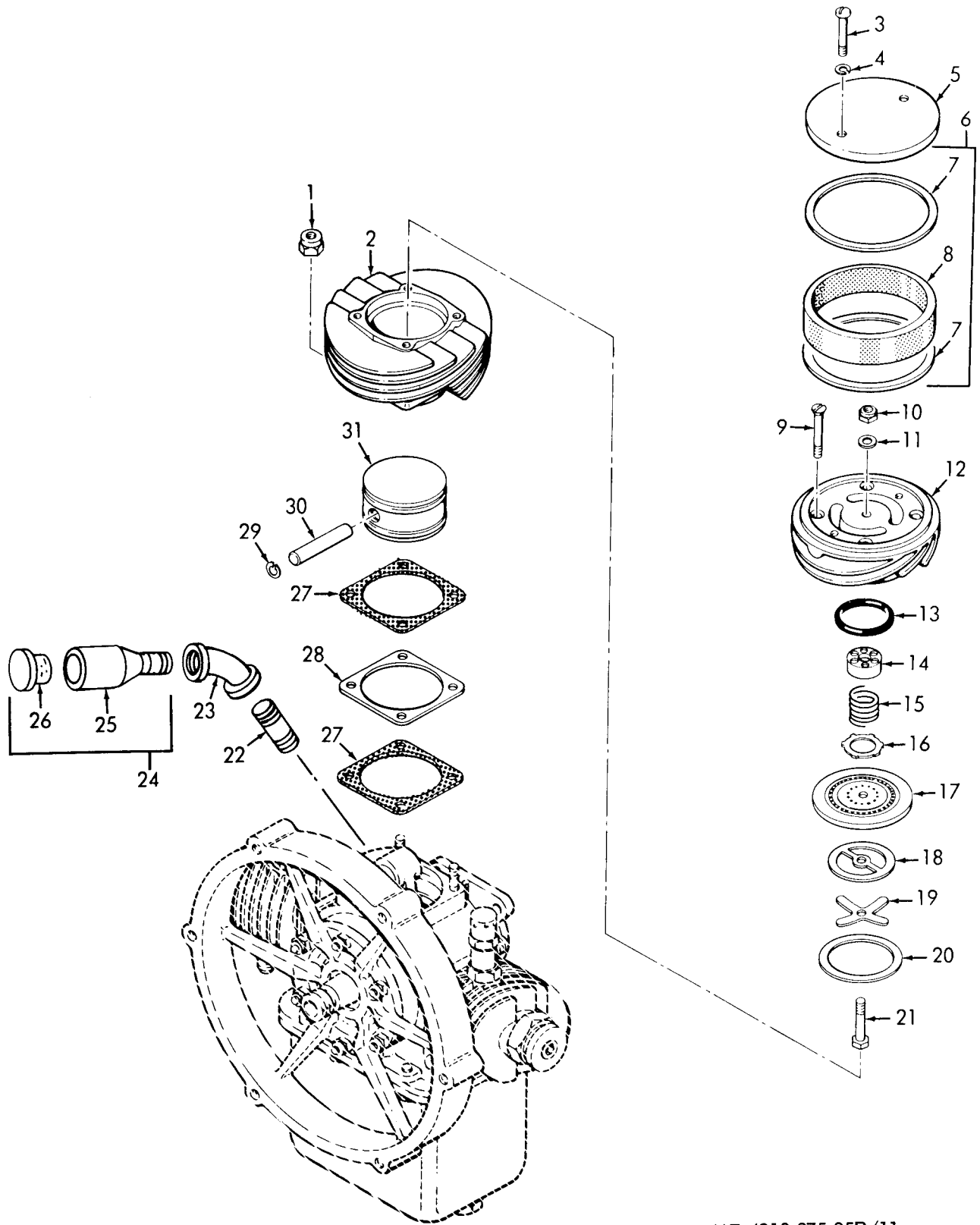
ME 4310-275-25P/9

Figure 9. Air Compressor and Mounting Parts



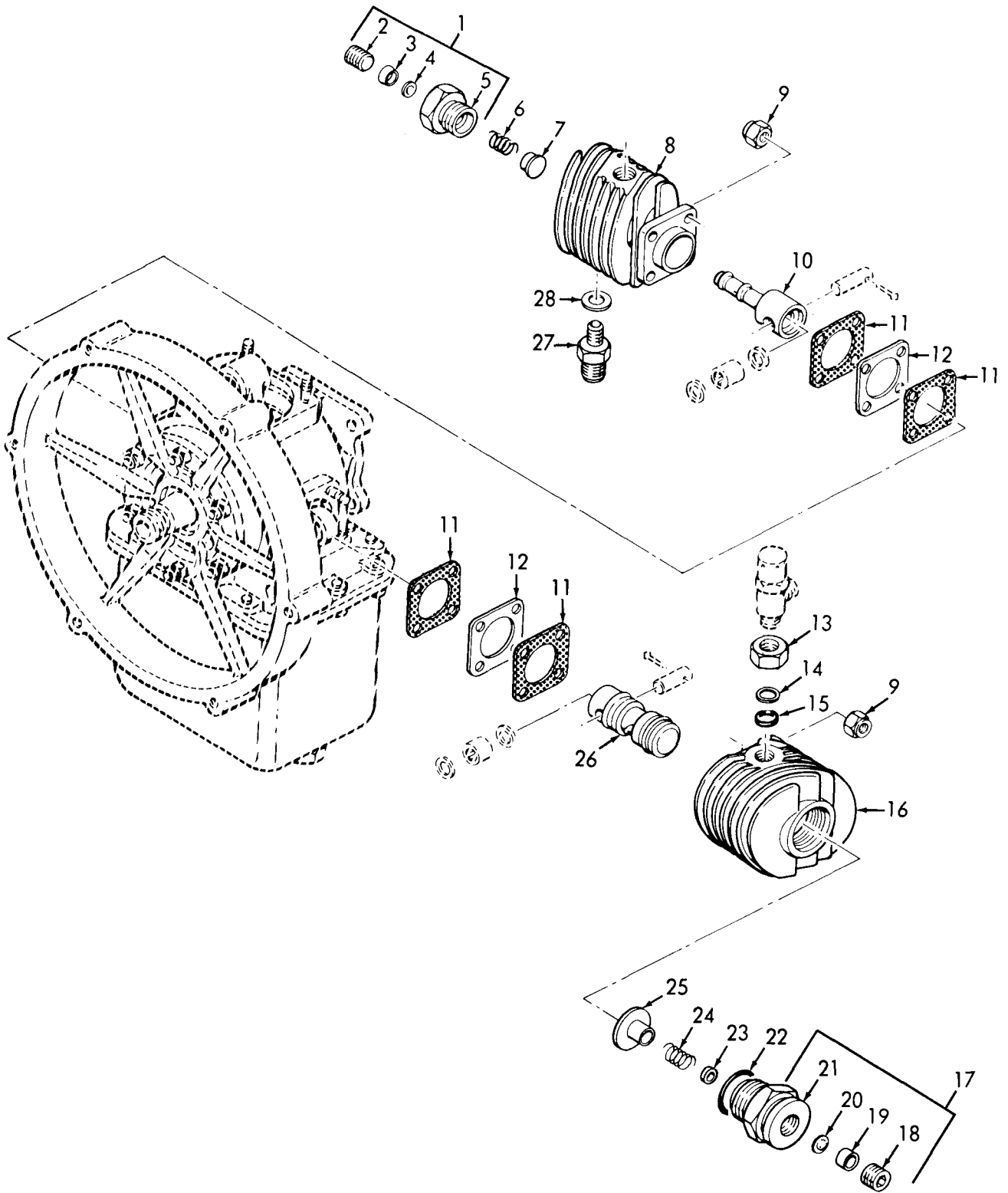
ME 4310-275-25P/10

Figure 10. Intercooler, Aftercooler and Fan



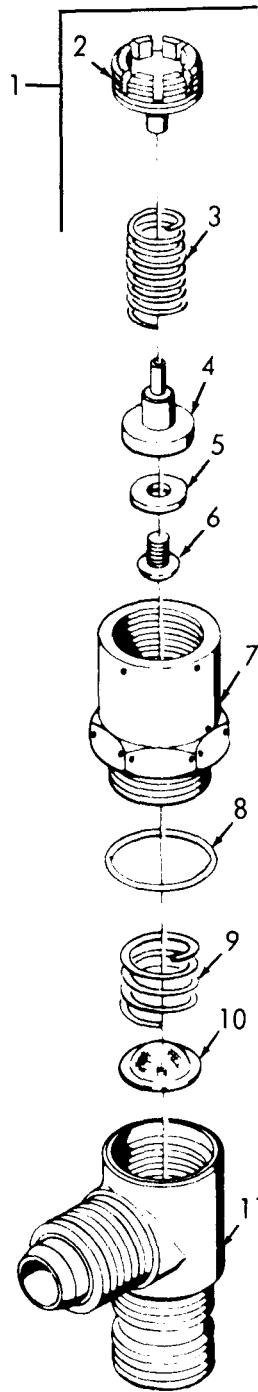
ME 4310-275-25P/11

Figure 11. First Stage Cylinder and Piston



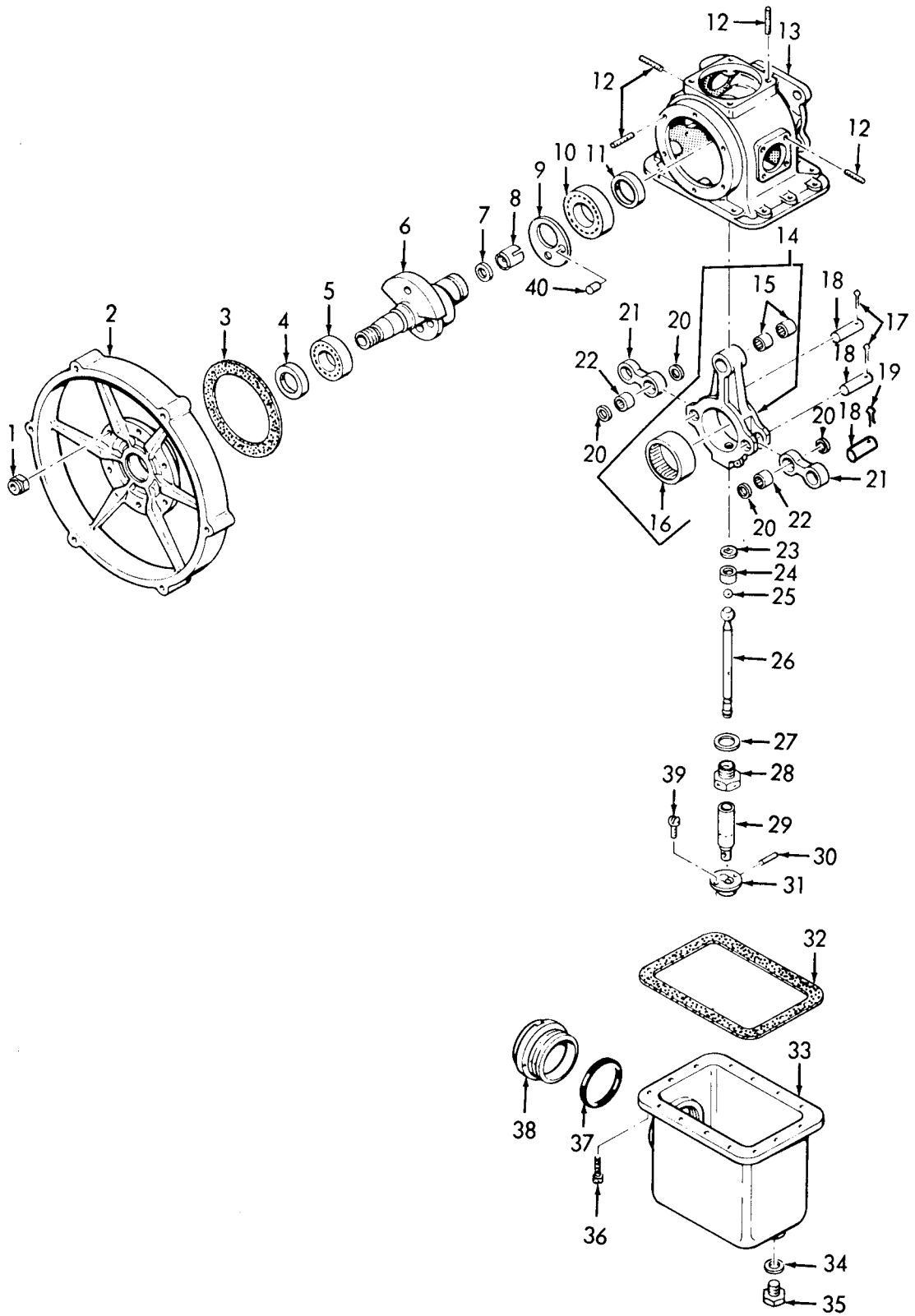
ME 4310-275-25P/12

Figure 12. Second and Third Stage Cylinder and Pistons



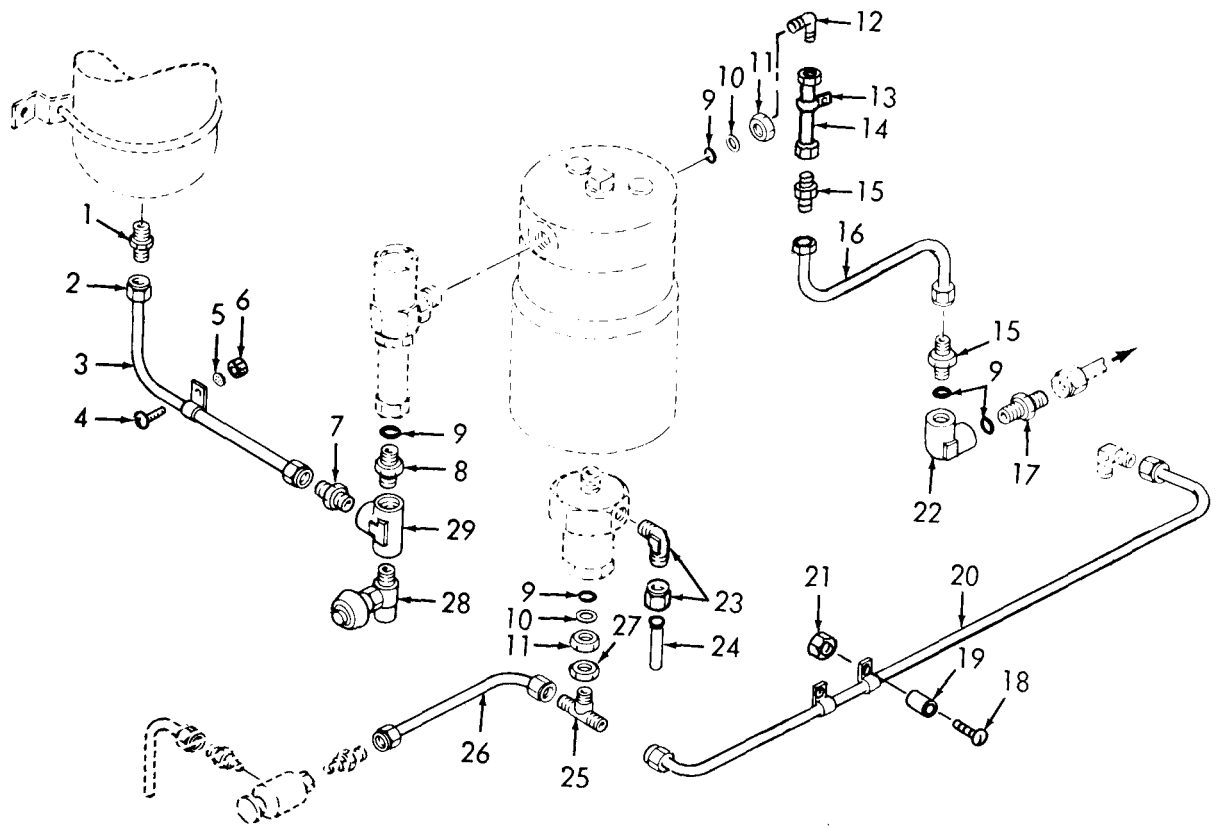
ME 4310-275-25P/13

Figure 13. Second Stage Strainer and Relief Valve



ME 4310-275-25P/14

Figure 14. Crankcase



ME 4310-275-25P/15

Figure 15. Air Lines and Fittings, Filter and Dehydrator

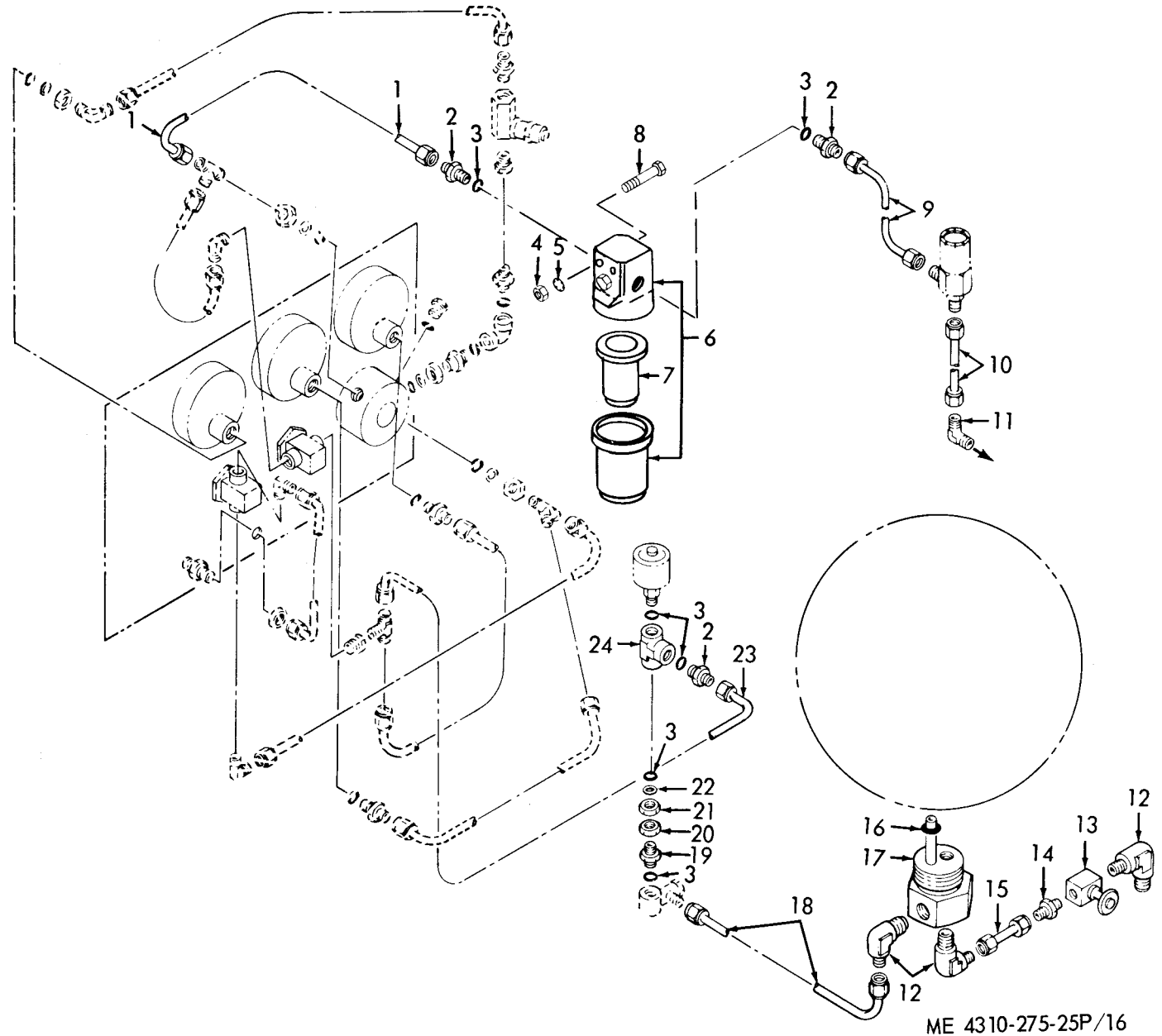
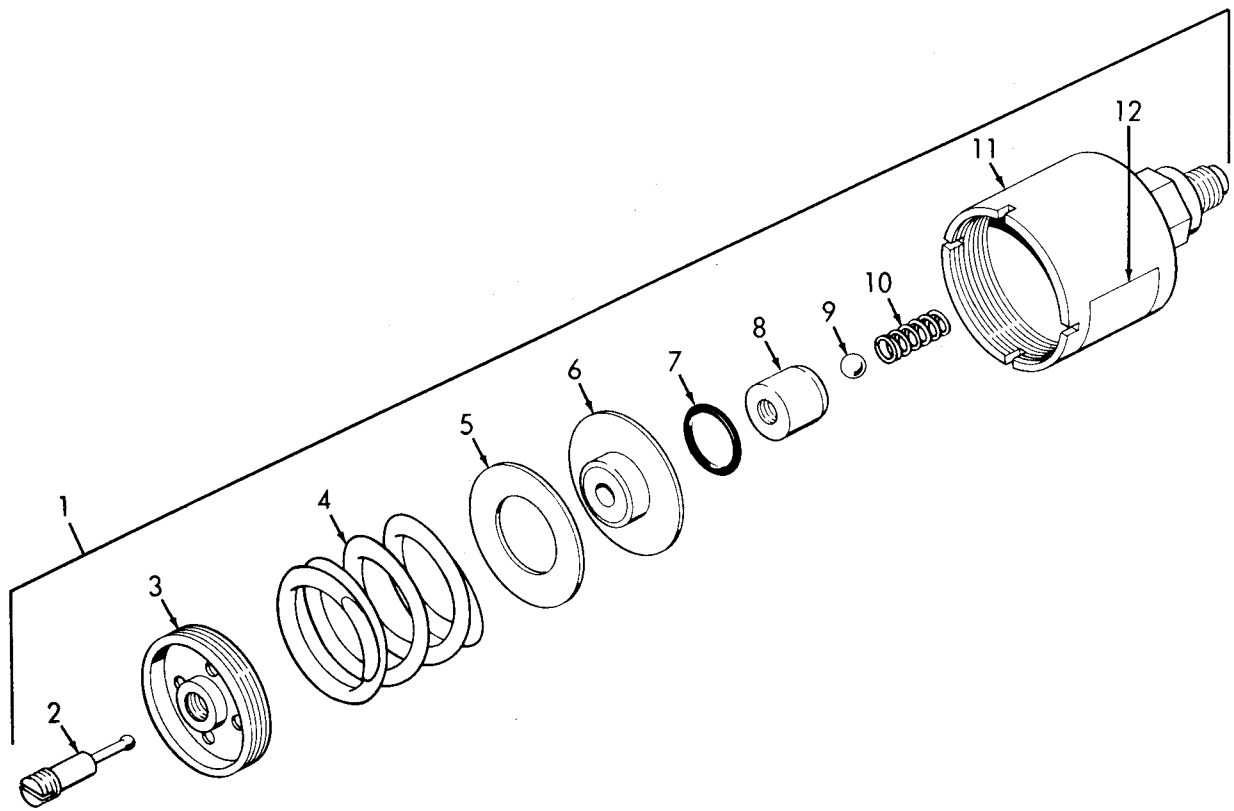
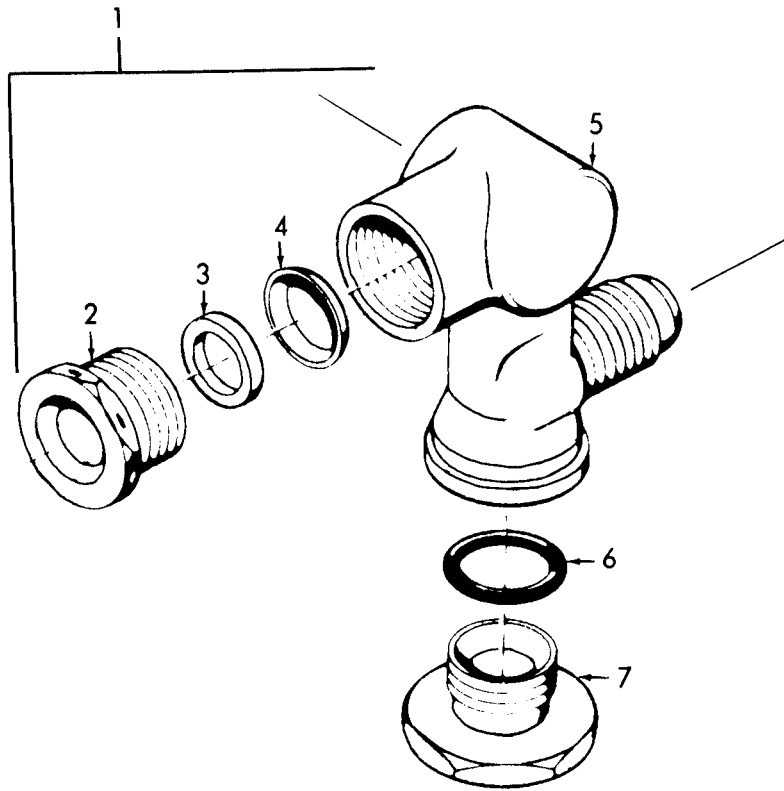


Figure 16. Air Lines and Fittings, Instrument Panel Rack



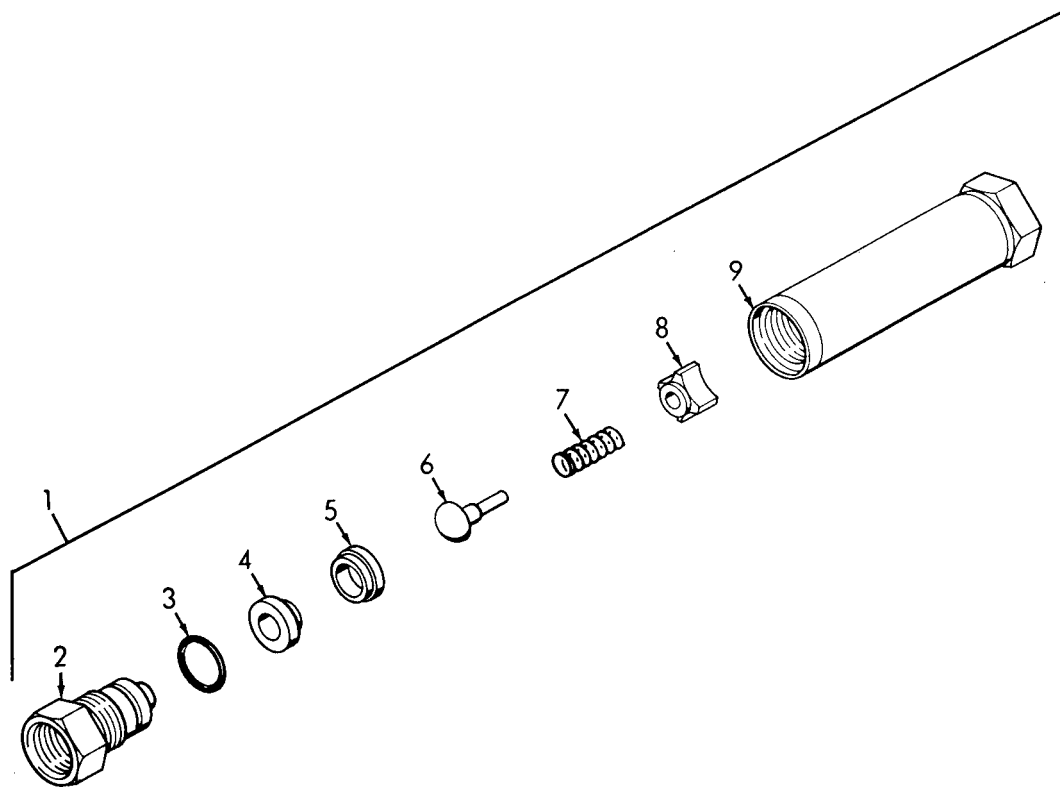
ME 4310-275-25P/17

Figure 17. Pressure Relief Valve



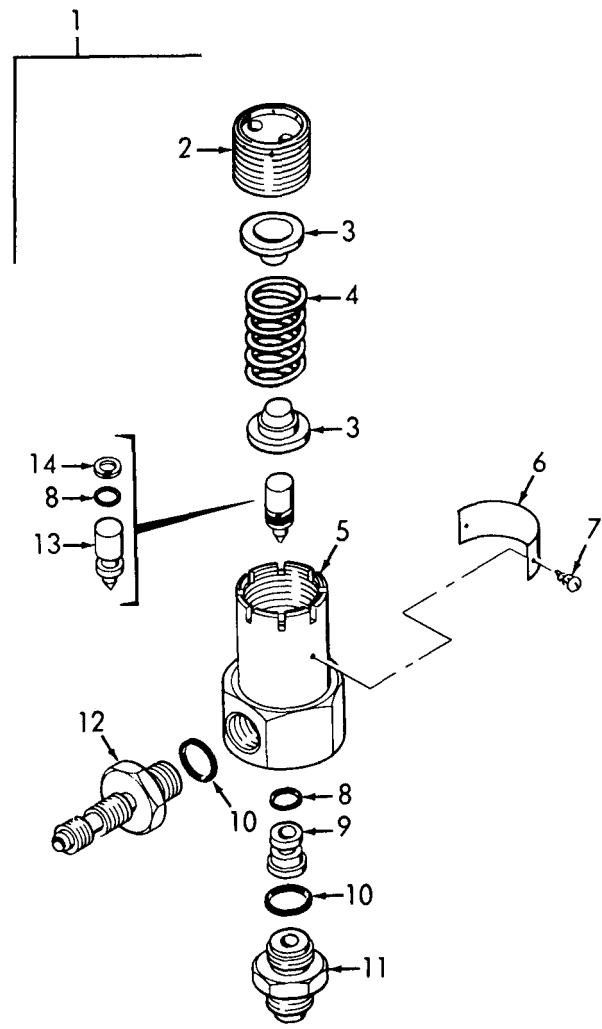
ME 4310-275-25P/18

Figure 18. Safety Fitting



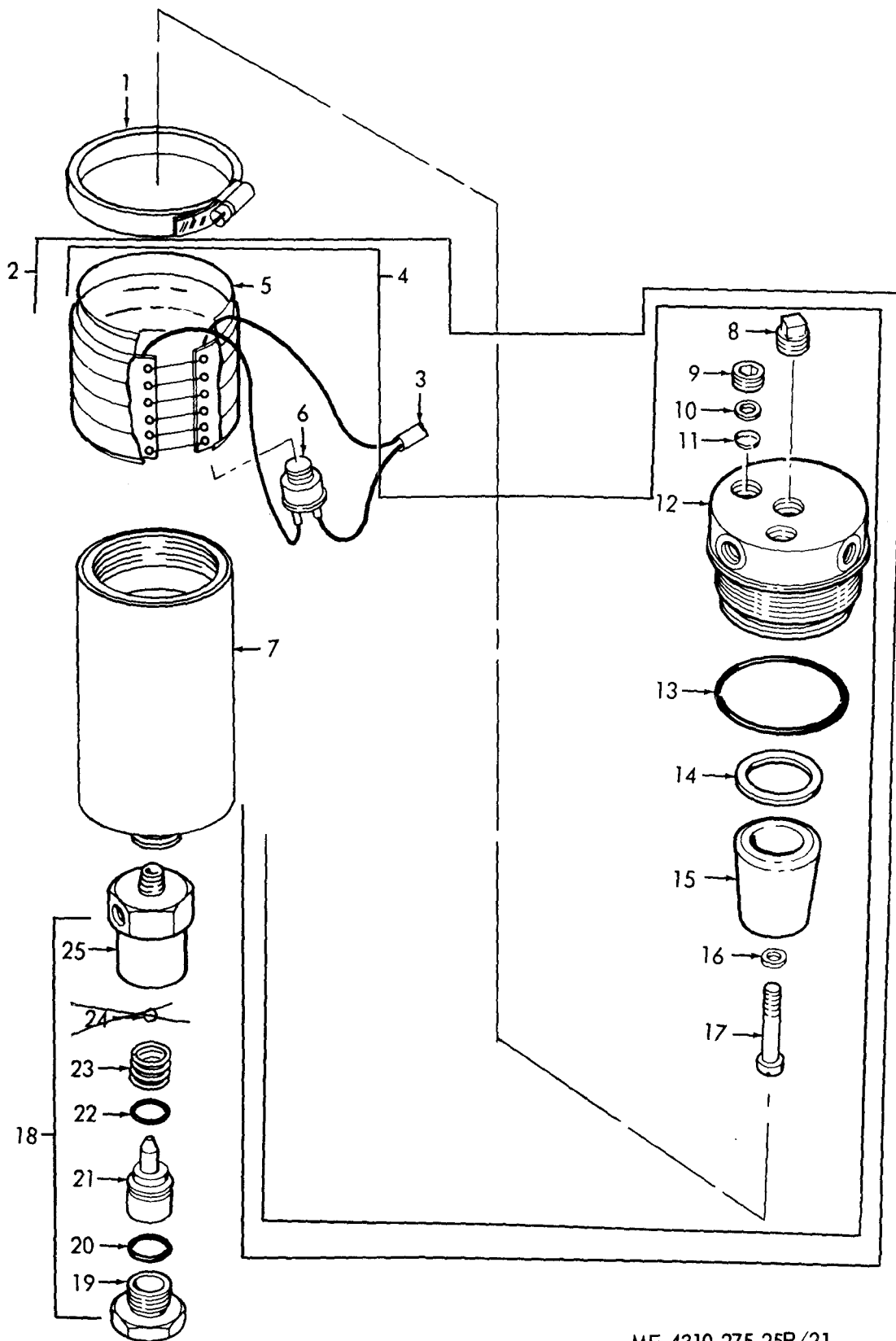
ME 4310-275-25P/19

Figure 19. Check Valve



ME 4310-275-25P/20

Figure 20. Fluid Pressure Regulator



ME 4310-275-25P/21

Figure 21. Separator, Leads and Dump Valve

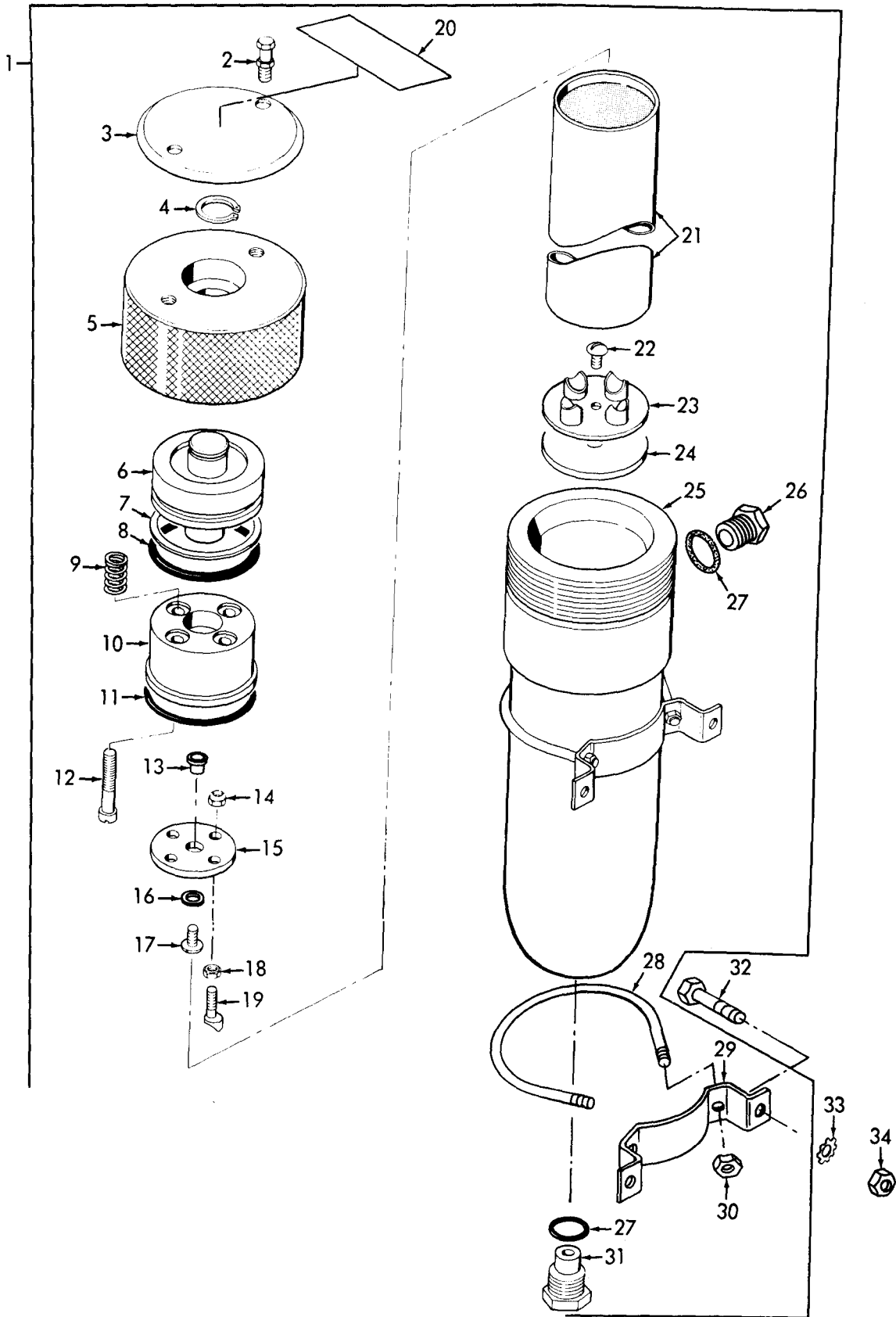
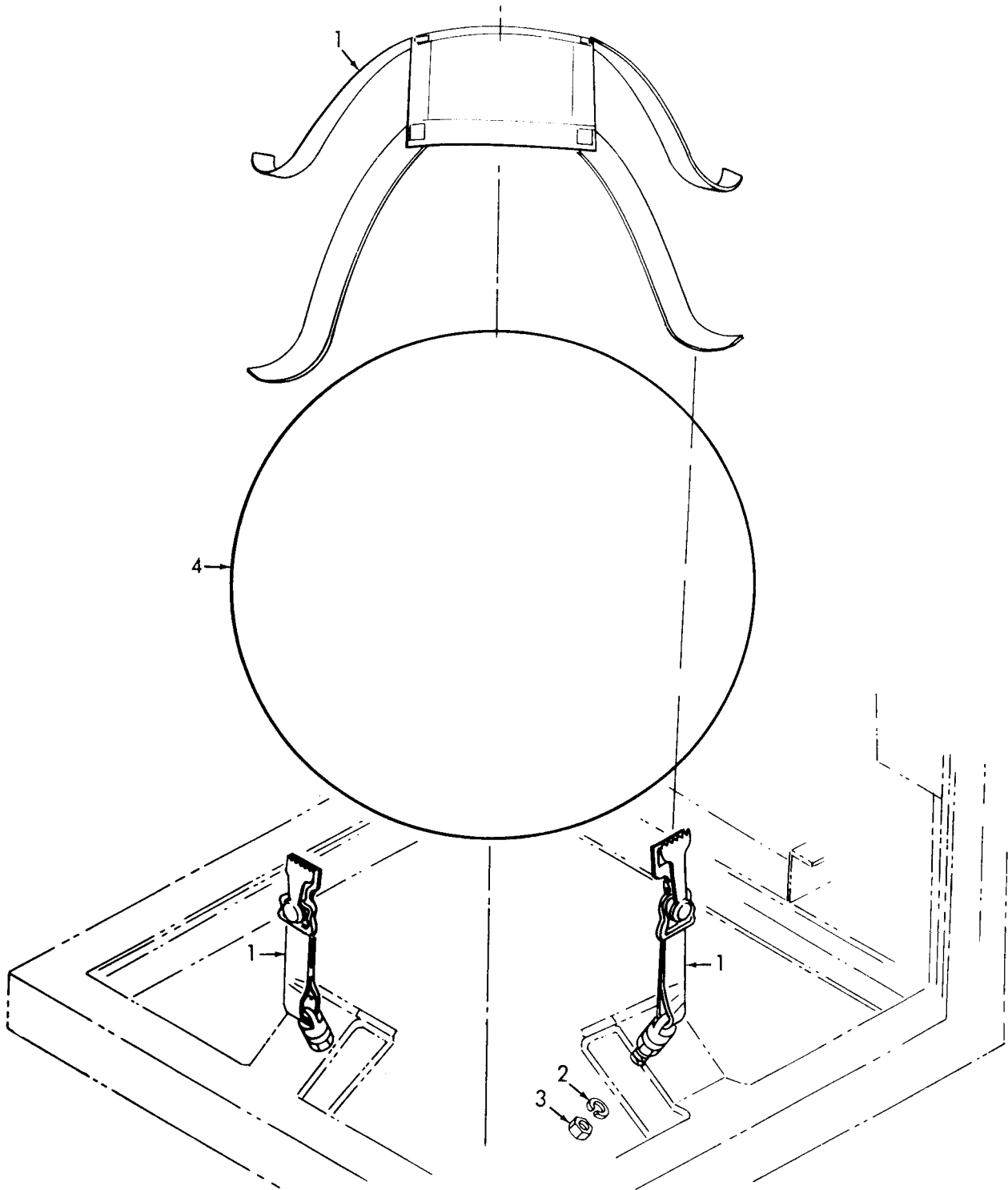


Figure 22. Dehydrator

ME 4310-275-25P/22



ME 4310-275-25P/23

Figure 23. Air Tank

Section VII. INDEX-FEDERAL STOCK NUMBER AND REFERENCE NUMBER
CROSS-REFERENCE TO FIGURE AND ITEM NUMBER

STOCK NUMBER	FIGURE No.	ITEM No.	STOCK NUMBER	FIGURE No.	ITEM No.
			4310-979-9292	11	2
			4310-983-3072	10	2
1270-733-1336	19	7	4330-028-6757	16	7
1450-055-2792	17	9	4440-580-7293	22	21
1450-561-5252	20	4	4710-460-7034	15	16
			4710-460-7035	15	20
1450-808-5644	13	9	4710-460-7036	10	9
1450-876-3897	17	5			
1650-394-2388	19	4	4720-116-0063	2	12
1650-516-4724	16	6	4720-732-5149	15	14
1650-526-9709	17	4	4720-946-8220	8	1
1650-527-1773	17	10	4730-054-8168	4	18
1650-561-5252	20	13	4730-079-2396	4	10
1650-561-5254	20	9	4730-088-8520	12	27
1650-600-4383	20	12	4730-116-2993	11	23
1650-600-4384	20	11	4730-116-2999	11	22
2610-050-9560	5	17	4730-118-1345	4	24
2610-051-9114	5	16	4730-118-5095	8	10
2805-072-4871	1	7	4730-118-5096	4	25
2910-115-0471	2	5	4730-118-5097	16	17
2910-116-6848	2	3	4730-118-8543	8	4
2910-605-1353	2	4	4730-118-8544	2	13
2990-116-0258	1	4	4730-118-8549	22	31
			4730-119-9858	4	9
3110-554-5629	14	10		15	8
3110-606-1839	5	19	4730-136-1979	4	23
3110-606-1842	5	18	4730-202-9032	15	29
3110-902-2699	14	15	4730-221-2137	21	8
			4730-231-3028	10	11
3895-915-2263	14	4	4730-263-2733	2	28
4310-069-8224	14	21	4730-277-5084	10	6
4310-107-0980	3	16	4730-277-6172	15	25
4310-107-0981	4	4	4730-278-3905	4	8
4310-113-9480	3	9		8	3
4310-115-2473	8	6	4730-278-4357	2	30
4310-115-2473	4	7	4730-278-5610	4	19
4310-115-2474	10	10		16	11
4310-115-2476	5	41	4730-278-8253	2	21
4310-115-3949	2	32	4730-287-1614	2	29
4310-115-3950	3	10	4730-331-4950	16	12
4310-115-3951	4	14	4730-510-7194	15	17
4310-115-3952	4	26	4730-536-3486	8	7
4310-115-3953	4	5	4730-580-7302	4	3
4310-115-3954	4	17		15	11
4310-115-3955	4	16		16	21
4310-115-3956	4	20	4730-640-0610	4	13
4310-115-3957	4	22	4730-684-7310	4	21
4310-115-3958		1		15	27
4310-115-3962		26		16	20
4310-115-3963		2		16	24
4310-115-3964		10	4730-693-4033	4	12
4310-115-3965		9		16	19
4310-115-3966		1	4730-698-4035	8	2
4310-115-3967		23		15	7
4310-115-3968		18		16	14
4310-115-3969		15	4730-698-4048	4	6
4310-115-3971		2		15	1
4310-115-3972	21	12	4730-722-4856	4	11
4310-115-3973	22	1		15	22
4310-115-3975	15	24	4730-722-7214	4	4
4310-115-3976	9	4		15	12
4310-115-3977	11	6		4	15
4310-115-3978	13	10	4730-762-2716	4	23
4310-115-3981	14	38	4730-856-2101	2	19
4310-115-8896	14	33	4730-940-1000	2	23
4310-115-8897	1	6		15	13
4310-177-8383	9	3	4730-977-5083	12	1
4310-433-2987	14	3	4820-032-7661	19	1
4310-433-3001	18	1	4820-115-8887	17	28
4310-433-3005	3	14	4820-116-0064	15	13
4310-433-3011	5	4	4820-116-0065	16	22
4310-433-3012	21	5	4820-275-2224	2	1
4310-460-6633	21	18	4820-602-4412	20	9
4310-460-6636	10	4	4820-678-9467	8	12
4310-460-6637	14	6	4820-892-5375	3	2
4310-793-3869	13	3		5	2
4310-793-3871	13	8		5	10
4310-848-6071	11	26	5305-068-0501	1	47
4310-979-9283	11	12	5305-068-0506	5	7
4310-979-9288	11	17	5305-071-1773	6	22
4310-979-9292	14	2	5305-151-0361	10	10
			5305-151-0365	10	12

See C-3 → 3895-915-2263 → 4030-049-0250 → 14 → 8 → 4 → 5A

4730-142-5207 → 4 → 8 → 23 → 7 See C-3

Section VII. INDEX-FEDERAL STOCK NUMBER AND REFERENCE NUMBER
CROSS-REFERENCE TO FIGURE AND ITEM NUMBER

STOCK NUMBER	FIGURE No.	ITEM No.	STOCK NUMBER	FIGURE No.	ITEM No.
5305-225-3840	1	5	5330-196-5322	22	8
5305-253-5609	20	7	5330-291-2337	14	11
5305-543-2223	2	31			
	15	18	5330-297-6868	22	27
5305-558-7361	9	8	5330-543-3261	14	34
5305-614-0246	2	10	5330-559-1291	20	8
	15	3	5330-640-9476	22	11
5305-639-8117	22	32			
5305-889-2997	3	19			
5305-889-3000	3	2			
5305-950-4353	11	9	5330-804-5694	16	16
5305-984-6216	11	3			
5305-988-1723	2	7	5330-876-3846	17	7
	7	1			
5305-988-1724	2	8	5330-891-1954	20	14
	7	13	5330-981-7574	4	1
5305-988-1725	6	13		15	9
	7	3		16	3
5305-988-9265	16	8		20	10
5305-989-7434	3	3	5330-988-9858	18	6
5306-225-8496	6	10	5340-113-1607	22	9
5306-964-9603	9	5	5340-113-8374	21	23
5307-113-1675	2	24	5340-205-6301	15	4
5307-993-0094	14	12	5340-290-0781	2	11
5310-011-4601	3	13	5340-450-4073	1	14
5310-012-0376	6	4	5340-598-0597	15	13
5310-012-0378	6	12	5340-804-2027	22	4
5310-012-0614	2	15			
	15	6	5365-449-5882	10	15
5310-044-3333	7	11	5365-450-4115	14	8
5310-061-7326	3	5	5930-015-0041	21	6
	15	21			
5310-081-4219	7	10	6685-143-6688	3	4
5310-082-1404	2	2	6685-802-8809	3	1
5310-167-0721	1	17	7360-01093-2302	8	5
	6	5			
5310-167-0839	3	15			
5310-209-0786	2	16			
	6	2			
	7	14			
	9	2			
5310-261-7412	11	4			
5310-276-3402	23	3			
5310-407-9566	5	44			
5310-543-2628	22	34			
5310-543-2629	1	18			
5310-550-1130	16	5			
5310-576-5752	2	14			
	10	17			
	15	5			
5310-579-0079	3	6			
5310-579-2012	14	1			
5310-582-5965	1	3			
	2	25			
	5	7			
	5	7			
5310-584-5005	1	2			
	1	2			
	2	17			
	5	6			
	5	6			
	6	1			
	7	15			
	16	4			
5310-596-6696	23	2			
5310-639-8037	5	23			
5310-807-1468	22	14			
5310-809-3078	7	2			
5310-889-2543	3	11			
5310-939-0783	10	3			
5310-999-0478	12	23			
5315-043-2254	5	27			
5315-559-0070	9	7			
	10	13			
5315-788-5372	14	40			
5315-827-5373	5	25			
5315-846-7787	5	21			
5320-075-6211	7	7			
5330-113-3826	22	10			
5330-113-3865	5	15			
5330-116-4057	21	20			
5330-186-4128	22	7			

Section VII. INDEX-FEDERAL STOCK NUMBER AND REFERENCE NUMBER
CROSS-REFERENCE TO FIGURE AND ITEM NUMBER

REFERENCE No.	MFG CODE	FIG No.	ITEM No.	REFERENCE No.	MFG CODE	FIG No.	ITEM No.
AD42ABS	07707	2	1	MS171592	96906	5	45
AD42ABS	07707	6	8	MS171650	96906	5	9
AD44ABS	07707	7	7	MS20365-1032C	96906	5	5
AN318-2-16	88044	14	17		96906	15	21
AN345-416	88044	22	18	MS20365-440C	96906	3	11
AN364-428C	88044	22	14	MS20365D1032A	96906	11	10
AN365-428A	88044	22	30	MS20822-4-4C	96906	4	19
AN380-3-6	88044	5	21		96906	16	11
AN381-2-10	88044	14	19	MS20822-4C	96906	16	12
AN381-3-8	88044	5	27	MS20825-4J	96906	4	18
AN500A10-24	88044	10	22	MS20913-2S	96906	21	8
AN500A8-6	88044	10	12	MS21919DF6	96906	2	11
AN501-10-8	88044	2	10	MS21919DG4	96906	2	27
AN501-10-8	88044	10	21		96906	15	4
	88044	15	3	MS21919DG8	96906	15	13
AN505-10-18	88044	11	9	MS21919F6	96906	10	20
AN515-10-24	88044	11	3	MS28720-4	96906	16	6
AN525-10-6	88044	22	22	MS28759E2400	96906	8	1
AN525-416-10	88044	22	17	MS28774-7	96906	20	14
AN535-2-2	88044	20	7	MS28777-4	96906	4	2
AN6227-34	88044	22	11		96906	15	10
AN6227-36	88044	22	8		96906	16	22
AN6227-7	88044	19	3	MS28777-6	96906	10	7
AN6235-1A	88044	16	7		96906	12	14
AN6246-36	88044	22	7	MS28778-16	96906	16	16
AN6289-6	88044	10	6	MA28778-28	96906	14	37
AN6289C4	88044	4	3	MS35223-15	96906	3	19
	88044	15	11	MS35223-30	96906	3	2
	88044	16	21	MS35223-42	96906	9	8
AN6289D6	88044	12	13	MS35223-79	96906	2	7
AN62890-10	88044	22	27		96906	7	1
AN804C4	88044	4	15	MS35223-80	96906	2	8
AN814-4C	88044	4	10		96906	7	13
AN815-4C	88044	4	13	MS35223-81	96906	6	13
	88044	16	2		96906	7	3
AN816-4-4C	88044	4	6	MS35223-86	96906	16	8
	88044	15	1	MS35224-63	96906	3	3
AN816-4C	88044	8	2	MS35224-67	96906	2	31
	88044	15	7		96906	15	18
	88044	16	14	MS35297-120	96906	6	7
AN832-4C	88044	4	12	MS35297-31	96906	6	10
	88044	15	15	MS35297-33	96906	1	16
	88044	16	19		96906	5	43
AN833-4C	88044	4	4	MS35297-4	96906	5	2
	88044	15	12		96906	5	2
AN833-6	88044	10	11	MS35297-5	96906	1	10
AN834-4C	88044	15	25	MS35297-59	96906	22	32
AN912-1C	88044	4	8	MS35297-7	96906	1	5
	88044	8	3	MS35298-31	96906	9	1
AN917-1C	88044	15	29	MS35298-6	96906	5	47
AN919-6C	88044	15	17	MS35333-37	96906	3	6
AN924-4C	88044	4	21	MS35333-38	96906	9	7
	88044	15	27		96906	10	13
	88044	16	20	MS35333-39	96906	2	14
AN935-10	88044	11	4		96906	10	17
AN935-516	88044	5	44		96906	15	5
AN938C4	88044	16	24	MS35333-40	96906	16	5
AN939C4	88044	4	11	MS35333-41	96906	1	17
	88044	15	22		96906	6	5
AN960-416L	88044	22	16	MS35335-30	96906	3	13
AN960-816L	88044	3	15	MS35335-33	96906	1	11
AN960PD10	88044	11	11		96906	2	16
C7000-1420	78553	7	17		96906	6	2
DR334A	28968	16	13		96906	7	14
GB68XOH	60380	14	15		96906	9	2
HK4520H	21335	14	16	MS35335-41	96906	22	33
LL502-10-8M	03038	14	39	MS35338-44	96906	1	3
LMI1910	60038	5	18		96906	1	9
LMI1949	60038	5	19		96906	2	25
LP35225-64	03038	14	36		96906	5	7
MAV2	90526	3	14		96906	5	7
MILC4952MA1	96906	22	21	MS35389-1	96906	5	17
MS15795-206	96906	2	2	MS35392-48	96906	5	16
MS15795-211	96906	7	2	MS35457-38	96906	22	12
MS15795-212	96906	7	10	MS35649-62	96906	3	7
MS15795-222	96906	5	23	MS35650-102	96906	10	16
MS16625-4037	96906	11	29		96906	15	6
MS16633-1018	96906	5	34	MS35690-302	96906	2	15
MS16633-1025	96906	5	36	MS35690-405	96906	1	2
MS1633-75	96906	5	12		96906	1	2
MS171534	96906	5	32		96906	2	17
					96906	5	6

Section VII. INDEX-FEDERAL STOCK NUMBER AND REFERENCE NUMBER
CROSS-REFERENCE TO FIGURE AND ITEM NUMBER

REFERENCE No.	MFG CODE	FIG No.	ITEM No.	REFERENCE No.	MFG CODE	FIG No.	ITEM No.
MS35690-405	96906	5	6	2670127	78385	20	6
	96906	6	1	2670128	78385	20	8
	96906	7	15	2670129	78385	20	5
	96906	16	4	2670130	78385	20	9
MS35690-502	96906	1	18	2670131	78385	20	12
MS35690-505	96906	6	4	2670132	78385	20	11
MS35690-525	96906	5	28	2740235	78385	18	1
MS35690-602	96906	22	34	2740246	78385	18	5
MS35690-805	96906	6	12	2740248	78385	18	7
MS35769-6	96906	14	34	2740251	78385	12	3
MS35844-3	96906	14	35		78385	18	3
MS9461-03	96906	21	24		78385	21	10
MS9461-06	96906	14	25	2740252	78385	18	2
MS635-2	96906	01976	3 8	2741031	78385	12	4
See C 3					78385	18	4
	28968	3	12		78385	21	11
Q3L05X3A	43334	14	5		78385	22	6
Q3L06X3A	43334	14	10	300430-1	56190	22	24
Q8279	60380	14	22	300432-1	56190	22	31
S3776	94189	5	14	300450-1	56190	22	26
T3107	04368	7	8	300451-1	56190	22	29
T3108	04368	7	16	300572-1	56190	22	28
1-8FFB	45681	2	18	300752-1	56190	22	10
10-24NC	78189	10	18	300575-1	56190	22	19
100488-1	56190	22	2	300576-1	56190	22	15
100885-1	56190	22	3	300577-1	56190	22	23
101085-1	56190	22	13	300607-1	56190	13	7
101086-1	56190	22	9	3070321	78385	13	4
102142-1	56190	22	20	3070322	78385	13	5
10527	80201	14	11	3070323	78385	13	6
1159B2PP700	91816	4	7	3070324	78385	13	2
116A103	78385	17	10	3070326	78385	21	1
116A110	78385	17	2	3090682	78385	21	3
116A110	78385	17	8	320555	00779	15	28
116A120	78385	17	6	321A	78385	9	5
116A121	78385	17	3	3260124	78385	14	7
116A153	78385	17	7	3260125	78385	14	9
116B100-3	78385	17	1	3260127	78385	14	21
116B101	78385	17	11	3260129	78385	14	18
116B115	78385	17	12	3260130	78385	14	20
116B124	78385	17	5	3260133	78385	11	17
11916	90526	3	16	3260146	78385	11	14
130A0432	78385	4	.	3260147	78385	11	15
	78385	15	9	3260148	78385	11	16
130A0457	78385	20	10	3260149	78385	12	11
	78385	10	8	3260162	78385	12	12
	78385	12	15	3260163	78385	11	18
130A0944	78385	5	41	3260164	78385	11	19
130A0967	78385	14	12	3260165	78385	14	40
130A0977	78385	5	42	3260168	78385	13	1
130A1373	78385	13	9	3260169	78385	13	11
130A1580	78385	21	14	3260176	78385	10	14
130A1581	78385	21	16	3260185	78385	14	3
130A2250	78385	18	6	3260188	78385	11	8
130A432	78385	16	3	3260191	78385	10	1
130B0487	78385	21	17	3260194	78385	14	27
130B1136	78385	12	28	3260265	78385	14	28
130B1759	78385	21	15	3260266	78385	14	32
130B2746	78385	12	2	3260267	78385	11	21
	78385	21	9	3260297	78385	9	6
140A0109	78385	19	4	3260333	78385	9	4
140A0110	78385	19	5	3260438	78385	14	24
140A0112	78385	19	8	3260556	78385	2	29
140A0113	78385	19	7	3300X2	04255	2	23
140A0114	78385	19	6	3400X2	04255	5	20
140A1107	78385	19	2	3447	94189	5	15
140B1100	78385	19	1	3480	94189	5	8
140B1101	78385	19	9	3610187	78385	13	28
150	79470	2	22	3750X2	04255	12	27
162A0223	78385	13	3	3750231	78385	10	2
2A016-3	97403	1	7	3750345	78385	14	2
200X3	04255	2	21	3800136	78385	11	12
200601-4-4-4-10	09523	8	6	3800137	78385	11	20
21FK518	56878	7	11	3800138	78385	11	30
211-319-319-4-23	98441	15	14	3800148	78385	12	5
2160P16	78385	17	9	3800178	78385	12	7
2302D017	78252	2	4	3800195	78385	12	6
2343B053	78252	2	5	3800196	78385	12	10
2670100-1	78385	20	1	3800366	78385	8	6
2670123	78385	20	13	3800595	78385	13	10
2670124	78385	20	3	3800641	78385	21	12
2670125	78385	20	4	3800691	78385	11	26
2670126	78385	20	2	380190	99657	3	9

Section VII. INDEX-FEDERAL STOCK NUMBER AND REFERENCE NUMBER
 CROSS-REFERENCE TO FIGURE AND ITEM NUMBER

REFERENCE No.	MFG CODE	FIG No.	ITEM No.	REFERENCE No.	MFG CODE	FIG No.	ITEM No.
3810123	78385	21	5	4428-0320	78385	16	18
48512B	45681	4	23	4428-0321	78385	16	23
4CB12B	09523	2	19	4428-0322	78385	16	1
	09523	15	23	4428-0323	78385	16	9
4T221 B	84561	2	24	4428-0324	78385	16	10
407-0201	78385	5	49	4428-0325	78385	15	2
407-0207	78385	5	29	4428-0326	78385	15	26
407-0210	78385	6	11	4428-0330	78385	4	14
407-0232	78385	5	30	4428-0331	78385	4	26
407-0396-1	78385	1	13	4428-0332	78385	4	5
407-0396-2	78385	1	8	4428-0333	78385	4	17
407-0419	78385	2	6	4428-0334	78385	4	16
407-0426	78385	7	6	4428-0335	78385	4	20
407-0427	78385	1	20	4428-0336	78385	10	5
407-0428	78385	10	19	4428-0337	78385	15	20
408-0165	78385	12	21	4428-0338	78385	15	16
408-0198	78385	6	3	4428-0339	78385	10	9
408-0221	78385	7	18	4445-0219	78385	3	10
408-0222	78385	7	12	4445-0220	78385	1	6
408-0225	78385	11	5	4445-0221	78385	1	19
409-0429	78385	1	12	4445-0222	78385	2	9
412-0101	78385	5	5	4455-0016	78385	11	25
412-0102	78385	5	33	4455-0017	78385	11	24
412-0103	78385	14	6	4455-0018	78385	21	4
414-0216	78385	14	8	4455-0021	78385	11	6
417-0062	78385	5	40	4455-0025	78385	21	2
417-0063	78385	5	38	4457-0022	78385	3	3
419-0155	78385	21	21	4457-0023	78385	3	8
421-0068	78385	11	2	4457-0025	78385	2	3
421-0069	78385	12	16	4460-0002	78385	5	35
421-0071	78385	14	29	4460-0004	78385	5	1
425-0125	78385	21	23	4465-0040	78385	21	18
425-0128	78385	5	50	4475-0007	78385	1	1
428-0282	78385	21	19	448-0124	78385	12	24
428-0311	78385	15	24	448-0473	78385	5	22
428-0459	78385	4	9	448-0480	78385	14	23
	78385	15	8	448-0483	78385	12	23
428-0480	78385	4	22	448-0487	78385	12	19
428-0482	78385	11	23	448-0489	78385	12	20
428-0483	78385	11	22	448-0491	78385	12	18
428-0485	78385	2	32	448-0496	78385	5	46
428-0490	78385	2	20	448-0497	78385	5	39
430-0090	78385	5	13	448-0503	78385	7	9
430-0094	78385	5	4	448-0546	78385	14	31
430-0096	78385	5	8	448-0547	78385	14	30
430-0114	78385	2	33	448-0548	78385	3	21
	78385	15	19	457-0025	78385	21	21
430-0117	78385	10	15	457-0039	78385	14	33
437-0278	78385	12	22	465-0118	78385	12	25
437-0279	78385	11	13	467-0013	78385	10	4
437-0284	78385	21	20	4784	53477	8	7
	78385	21	25	48A113	78385	21	13
437-0300	78385	11	7	50FK420	56878	11	1
437-0338	78385	11	27		56878	12	9
437-0339	78385	11	28		56878	14	1
4407-0036	78385	5	31	500232-1	56190	22	5
4407-0038	78385	5	24	500234-1	56190	22	25
4407-0078	78385	5	5	5003	61349	3	20
4407-0084	78385	1	15	5093-0-4000	61349	3	4
4407-0086	78385	5	3	5093-0-5000	61349	3	1
4407-0087	78385	5	48	5100-93SMD	79136	22	4
4407-0091	78385	6	6	52NTE126	72966	10	3
4408-0054	78385	12	17	5669	58553	8	9
4408-0081	78385	8	8	600100-1	56190	22	1
4408-0087	78385	7	4	607-0003	78385	5	26
	78385	7	5	607-0007	78385	8	4
4408-0089	78385	12	1	607-0010	78385	1	14
4410-0257	78385	14	13	617-0002	78385	6	9
4410-0260	78385	0	3	628-0087	78385	14	38
4417-0014	78385	5	37	637-0047	78385	21	22
4417-0015	78385	14	14	643-0021	78385	23	1
4419-0045	78385	11	31	645-0055	78385	21	6
4419-0046	78385	12	26	648-0066	78385	5	10
4419-0047	78385	12	10	66A417	78385	17	4
4419-0048	78385	14	26	68X4	04255	2	30
4421-0042	78385	12	8	700832	78385	2	13
4428-0171	78385	4	25	735874-5	78385	2	12
4428-0179	78385	10	10	870960	33525	23	4
4428-0198	78385	4	24	9261	80201	14	4
4428-0316	78385	16	17				
4428-0317	78385	1	4				
4428-0319	78385	16	15				

See C3

Section VII. INDEX-FEDERAL STOCK NUMBER AND REFERENCE NUMBER
 CROSS-REFERENCE TO FIGURE AND ITEM NUMBER

<u>ITEMS NOT ILLUSTRATED</u>				
<u>STOCK NUMBER</u>	<u>GROUP No.</u>	<u>REFERENCE No.</u>	<u>MFG CODE</u>	<u>GROUP No.</u>
4310-097-9832	10	AD41ABS	07707	08
4310-115-2475	09	AN535-2-2	88044	08
4310-115-3979	09	434-0191	78385	08
4310-115-3980	09	434-0203	78385	08
4310-115-3982	09	434-0299	78385	08
4310-226-1103	09	434-0299	78385	08
4310-296-9254	09	434-0300	78385	08
4310-433-2990	09	434-0301	78385	08
4310-574-7703	09	434-0302	78385	08
4310-574-7708	09	434-0303	78385	08
4310-574-7708	10	4457-0022	78385	03
5305-253-5609	08	4459-0105	78385	10
		4459-0107	78385	09
		4459-0111	78385	09
		4459-0112	78385	09
		4459-0112	78385	10
		4459-0113	78385	09
		4459-0129	78385	09
		4459-0141	78385	09
		4459-0142	78385	09
		4459-0143	78385	09
		4459-0144	78385	09

By Order of the Secretary of the Army:

Official:

W. C. WESTMORELAND,
General, United States Army,
Chief of Staff.

KENNETH G. WICKHAM,
Major General, United States Army,
The Adjutant General.

Distribution:

To be distributed in accordance with DA Form 12-25, Section I (qty rqr block No. 2) Organizational maintenance requirements for Air Compressors, under 5 CFM.

☆ U. S. GOVERNMENT PRINTING OFFICE: 1970-397-097/5218

TM 5-4310-275-25P COMPRESSOR, RECIPROCATING, G.E.D. (STEWART-WARNER MODEL 43040-301-01)-1970